



***CHEROKEE***  
**PARTS CATALOG**

**PA-28-140**

**PA-28-180**

**PA-28-150**

**PA-28-235**

**PA 28-160**

**PA-28R-180**

**PA-28R-200**

**PIPER AIRCRAFT CORPORATION**

---

# PIPER PARTS CATALOG

---

## REVISION STATUS

The information compiled in this Parts Catalog will be kept current by revisions distributed periodically.  
Current Revisions to this PA-28 and PA-28R Parts Catalog issued August 16, 1973 are as follows:

753 582 (PR750815) .....	Dated August 1975
753 582 (PR760430) .....	Dated April 1976
753 582 (PR760831) .....	Dated August 1976
753 582 (PR770304) .....	Dated March 1977
753 582 (PR770715) .....	Dated July 1977
753 582 (PR780908) .....	Dated September 1978
753 582 (PR790405) .....	Dated April 1979
753 582 (PR800520) .....	Dated May 1980
753-582 (PR040610) .....	Dated June 10, 2004
753 582 (PR071210) .....	Dated December 2007
753 582 (PR080310) .....	Dated March 2008
753 582 (PR080610) .....	Dated June 2008
753 582 (PR080910) .....	Dated September 2008
753 582 (PR090310) .....	Dated June 2009

\* Piper has ceased production of all Aerofiche (i.e.,) products. Parts Catalog subscriptions are available exclusive from Aventext, Inc. ([www.Avantext.com](http://www.Avantext.com)) on CD-Rom or DVD. The CDs/DVDs include applicable Service Bulletins and Service Letters.

## WARNING

The information contained in this manual is periodically revised. Piper Aircraft Corporation urges all users of this manual to keep it current. Contact your nearest Piper Aircraft Corporation distributor to arrange for a subscription to future revisions.

## MAINTENANCE ALERT

Refer to PIPER Service Letter No. 1041  
Accident/Incident Reporting

# PIPER PARTS CATALOG

## INTRODUCTION

This illustrated Parts Catalog provides simple, positive identification of replacement parts for the Piper Model PA-28 CHEROKEE -151/161 manufactured by the Piper Aircraft Corporation of Vero Beach, Florida.

**NOTE:** DO NOT USE THIS CATALOG FOR RIGGING AND INSTALLATION PURPOSES.

1. The catalog is divided into thirteen major sections as follows:
  - a. Section I to XII inclusive contains all replacement parts for the complete airplane. Each section is subdivided and each division includes an illustration and a parts listing.
  - b. Section XIII is the Miscellaneous Group. This group includes an illustration and parts list for the Placards and Exterior Stencils, a listing of the Optional Equipment Kits, Repair kits and Special Tools, and a listing of Miscellaneous Hardware and Consumables.
2. The following is a brief explanation of the columns in the parts lists: (Refer to EXAMPLE below).
  - a. The FIGURE AND INDEX NUMBER column indicates the illustration figure number and its part index number. EXAMPLE: (2-1), the 2 is the figure number and the 1 is the index number. The figure number appears only at the top of each parts list page.
  - b. The PART NUMBER column contains the identifying number of the replacement part and this number must be shown on all parts orders.
  - c. The CODE column is for the purpose of indicating special uses of the part. An explanation of the letter code used is shown on the grid (page) preceding each parts listing and pertains to that listing only.

ALL PARTS WITH A "W" MUST BE PURCHASED FROM PIPER  
AIRCRAFT CORPORATION, VERO BEACH, FLORIDA

- d. The NOMENCLATURE column indicates the part name. This name must be shown on all parts orders.
- e. The NO. REQ. (Number Required) column represents the total quantity of parts used per figure when the part is not indented and the quantity of parts used per assembly when the part is indented. The symbol AR listed in this column means As Required.
- f. The SERIAL NUMBERS AFFECTED column indicates the part application by airplane serial number. Unless otherwise noted, serial numbers listed with the model year and up (ex. 28-7716001 and up) are intended to include the new style of serial numbers that do not reference the model year (ex. 2816001 and up).

EXAMPLE					
Figure and Index Number	Part Number	Code	NOMENCLATURE	No. Req.	SERIAL NUMBERS AFFECTED
2-1	XXXXX-XX		DOOR ASSEMBLY - Baggage compartment	X	
-2	XXXXX-XX		* TUBE ASSEMBLY - Baggage door latch	X	
-3	XXXXX-XX		** CLEVIS - Door latch tube assembly	X	
-4	XXXXX-XX		** CLIP - Door latch tube assembly	X	

In the nomenclature column, the next higher assembly relationship of items covered is shown by the degree of indentation of each item and is indicated by an asterisk (\*). One asterisk signifies one indentation, two signifies two indentions, etc. The example listing above is interpreted as follows:

If the DOOR ASSEMBLY (not indented) is ordered, it will include the three items indented under the DOOR ASSEMBLY.

If the TUBE ASSEMBLY (indented one space) is ordered, it will include the two items indented under the TUBE ASSEMBLY.

If you want only a CLEVIS or CLIP, you order only that item.

---

# PIPER PARTS CATALOG

---

## GRID NUMBERING

Piper has ceased production of all Aerofiche (i.e., microfiche) products. The Aerofiche grid numbers will be removed in the next complete revision. In the interim, as partial revisions occur, the Aerofiche grid numbering system may be modified, as explained below, to simplify production.

Deviations from the legacy Aerofiche grid numbering system will occur when it becomes necessary to add pages to the manual and will typically take two forms:

A. Inserting pages between two existing grids in the same row.

When inserting two pages between the existing grids 1A8 and 1A9, the two new pages will be numbered 1A8A and 1A8B.

B. Inserting pages at the end of an Aerofiche grid row.

The legacy Aerofiche grid numbering system limited page numbers in a row to a maximum of 24 (i.e., row 1A would be numbered 1A1-1A24). That limit no longer applies. Accordingly, if two pages need to be added between any existing grid row end and grid row start (i.e., 1A24 and 1B1), the new pages will simply be numbered 1A25 and 1A26.

## HOW TO IDENTIFY A PART IF YOU KNOW WHAT IT LOOKS LIKE AND KNOW WHERE IT IS LOCATED

1. Refer to Figure 1 to determine the section number in which the part is used.
2. Refer to the Table of Contents and locate the section. Note the figure numbers that illustrate the various subgroups of this main section. Select the figure title you think might contain the part you wish to identify and proceed to the grid (page) specified. If you don't find the part on this illustration, try another figure in this group.
3. Refer to Figure and Index Number in the parts listing for description of the part.

## HOW TO ORDER PARTS

When ordering parts for your Piper airplane, please observe the following instructions:

1. Place your order with your local distributor or service center.
2. Specify the model and serial number of your airplane.
3. Specify Part Number, Name, Type and Quantity Required.
4. Specify the method of shipment — freight, express, parcel post, air express, air freight or air parcel post. Where the nature of the shipment requires it or when no instructions are given, we reserve the right to ship the most suitable way.
5. Request price and delivery information prior to order placement.

## GENERAL INFORMATION

1. Shortages  
All orders are checked before leaving our Shipping Department. A packing slip is enclosed with the shipment. Claims for errors or shortages must be made within three days after receipt of orders.
2. Returned Goods  
No material should be returned without first securing written permission. Material sent in without notice will be held at the owner's risk for thirty days and will then be disposed of as we see fit.  
  
Transportation charges must be prepaid on returned goods or the shipment will be refused.
3. Transportation Liabilities  
Piper Aircraft, Inc. cannot be held liable for damages to parts in transit from the factory. If a shipment is received in a damaged condition, have the delivery man or transportation company make a notation of the damage and file your claim with the carrier. In case of concealed damage, do not attempt to remove the part from the shipping container, or try to repair the damage, call the carrier and have their claim agent inspect the damage before filing your claim with the carrier.
4. Components  
Components listed in this Parts Catalog are used on all configurations unless otherwise noted.

---

# PIPER PARTS CATALOG

---

## PA-28 AND PA-28R SERIAL NUMBER INFORMATION

The following information should be kept in mind when ordering from this catalog:

a. The serial numbers of the aircraft covered by this Part Catalog are as follows:

- (1) Serial numbers of the 1961 PA-28-150 and PA-28-160 Cherokee Models are 28-1 to 28-84 inclusive.
- (2) Serial numbers of the 1962 PA-28-150 and PA-28-160 Cherokee Models are 28-85 to 28-670 inclusive.
- (3) Serial numbers of the 1963 and 1964 PA-28-150 and PA-28-160 Cherokee "B" Models are 28-725 to 28-1760 inclusive.
- (4) Serial numbers of the 1963 and 1964 PA-28-180 Cherokee "B" Models are 28-671 to 28-1760 inclusive.
- (5) Serial numbers of the 1965, 1966 and 1967 PA-28-150, PA-28-160 and PA-28-180 Cherokee "C" Models are 28-1761 to 28-4377 inclusive.
- (6) Serial numbers of the 1968 and 1969 PA-28-180 Cherokee "D" Models are 28-4378 to 28-5600 inclusive.
- (7) Serial numbers of the 1970 PA-28-180 Cherokee "E" Models are 28-5601 to 28-5869 inclusive.
- (8) Serial numbers of the 1971 PA-28-180 Cherokee "F" Models are 28-7105001 to 28-7105244 inclusive.
- (9) Serial numbers of the 1972 PA-28-180 Cherokee "G" Models are 28-7205001 to 28-7205328 inclusive.
- (10) Serial numbers of the 1973 PA-28-180 Cherokee Challenger Models are 28-7305001 to 28-7305611 inclusive, and 28-13.
- (SEE NOTE)
- (11) Serial numbers of the 1974 PA-28-180 Cherokee Archer Models are 28-7405001 to 28-7405290 inclusive.
- (12) Serial numbers of the 1975 PA-28-180 Cherokee Archer Models are 28-7505001 to 28-7505261 inclusive.
- (13) Serial numbers of the 1965, 1966, 1967 and 1968 PA-28-140 Cherokee Models are 28-20002 to 28-24999 inclusive.
- (14) Serial numbers of the 1969 PA-28-140 Cherokee "B" Models are 28-25001 to 28-26400 inclusive.
- (15) Serial numbers of the 1970 PA-28-140 Cherokee "C" Models are 28-26401 to 28-26956 inclusive.
- (16) Serial numbers of the 1971 PA-28-140 Cherokee "D" Models are 28-7125001 to 28-7125651 inclusive.
- (17) Serial numbers of the 1972 PA-28-140 Cherokee "E" Models are 28-7225001 to 28-7225612 inclusive.
- (18) Serial numbers of the 1973 PA-28-140 Cherokee Cruiser Models are 28-7325001 to 28-7325684 inclusive.
- (19) Serial numbers of the 1974 PA-28-140 Cherokee Cruiser Model are 28-7425001 to 28-7425454 inclusive.
- (20) Serial numbers of the 1975 PA-28-140 Cherokee Cruiser Models are 28-7525001 to 28-7525350 inclusive.
- (21) Serial numbers of the 1976 PA-28-140 Cherokee Cruiser Models are 28-7625001 to 28-7625275 inclusive.
- (22) Serial numbers of the 1977 PA-28-140 Cherokee Cruiser Models are 28-7725001 to 28-7725290 inclusive.
- (23) Serial numbers of the 1964, 1965 and 1966 PA-28-235 Cherokee Models are 28-10003 to 28-10719 inclusive.
- (24) Serial numbers of the 1967 and 1968 PA-28-235 Cherokee "B" Models are 28-10720 to 28-11039 inclusive.
- (25) Serial numbers of the 1969 PA-28-235 Cherokee "C" Model are 28-11040 to 28-11300 inclusive.
- (26) Serial numbers of the 1970 PA-28-235 Cherokee "D" Models are 28-11301 to 28-11393 inclusive.
- (27) Serial numbers of the 1971 PA-28-235 Cherokee "E" Models are 28-7110001 to 28-7110042 inclusive.
- (28) Serial numbers of the 1972 PA-28-235 Cherokee "F" Models are 28-7210001 to 28-7210033 inclusive.
- (29) Serial numbers of the 1973 PA-28-235 Cherokee Charger Models are 28-7310001 to 28-7310187 inclusive, and 28-E11.
- (SEE NOTE)
- (30) Serial numbers of the 1974 PA-28-235 Cherokee Pathfinder Models are 28-7410001 to 28-7410120 inclusive.
- (31) Serial numbers of the 1975 PA-28-235 Cherokee Pathfinder Models are 28-7510001 to 28-7510145 inclusive.
- (32) Serial numbers of the 1976 PA-28-235 Cherokee Pathfinder Models are 28-7610001 to 28-7610206 inclusive.
- (33) Serial numbers of the 1977 PA-28-235 Cherokee Pathfinder Models are 28-7710001 to 28-7710089 inclusive.

NOTES: 1. PA-28-180 with serial number 28-E13 and PA-28-235 with serial number 28-E11 are not referenced in the various Parts Lists throughout this catalog.

a. PA-28-180 with serial number 28-E13 is to be serviced the same as serial number 28-7305001.

b. PA-28-235 with serial number 28-E11 is to be serviced the same as serial number 28-7310001.

2. Refer to grid page (1A7) for an explanation of the various serial numbers that were used and appear on the manufacturer's identification plate.

---

## PIPER PARTS CATALOG

---

### PA-28 AND PA-28R SERIAL NUMBER INFORMATION (cont.)

- (34) Serial numbers of the 1968 and 1969 PA-28R-180 Cherokee Arrow Models are 28R-30005 to 28R-30481 inclusive, and 28R-30005 to 28R-30481 inclusive, and 28R-30483 to 28R-31250 inclusive.
- (35) Serial numbers of the 1970 PA-28R-180 Cherokee Arrow Models are 28R-31251 to 28R-31279 inclusive.
- (36) Serial numbers of the 1971 PA-28R-180 Cherokee Arrow "B" Models are 28R-7130001 to 28R-7130029 inclusive.
- (37) Serial numbers of the 1969 and 1970 PA-28R-200 Cherokee Arrow Models are 28R-30482, 28R-35001 to 28R-35830 inclusive.
- (38) Serial numbers of the 1971 PA-28R-200 Cherokee Arrow "B" Models are 28R-7135001 to 28R-7135238 inclusive
- (39) Serial numbers of the 1972 PA-28R-200 Arrow II Models are 28R-7335001 to 28R-7235330 inclusive,
- (40) Serial numbers of the 1973 PA-28R-200 Arrow II Models are 28R-7335001 to 28R-7335455 inclusive.
- (41) Serial numbers of the 1974 PA-28R-200 Arrow I Models are 28R-7435001 to 28R-7435331 inclusive.
- (42) Serial numbers of the 1975 PA-28R-200 Arrow II Models are 28R-7535001 to 28R-7535383 inclusive.
- (43) Serial numbers of the 1976 PA-28R-200 Arrow II Models are 28R-7635001 to 28R-7635545 inclusive.

NOTE: Refer to grid page (1A7) for an explanation of the various serial numbers that were used and appear on the manufacturer's identification plate.

---

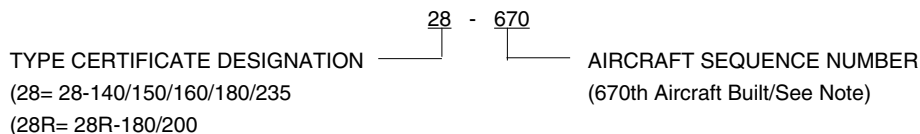
# PIPER PARTS CATALOG

---

## PA-28/28R SERIAL NUMBER EXPLANATION

For aircraft manufactured prior to 1971 model year, the Serial Number on the Manufacturer's Identification Plate is based on a 2-number set system. The first number set defines the Type Certificate Designation while the second set is the Aircraft Sequence Number.

EXAMPLE - Aircraft manufactured prior to 1971 model year.

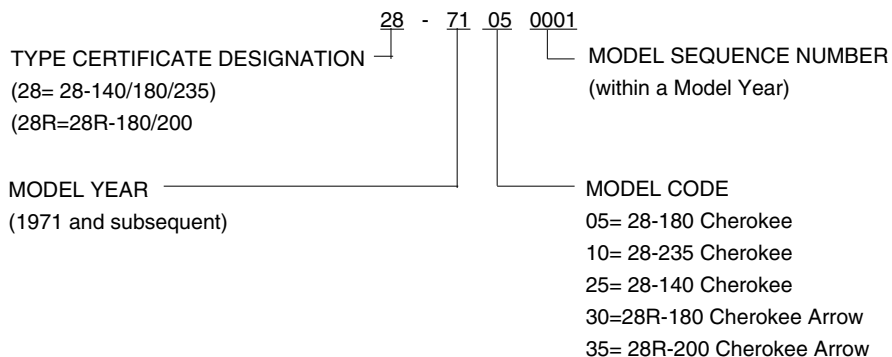


### NOTE:

- a. Aircraft Sequence Numbers for PA-28-150/160/180 are 1 thru 5869 inclusive.
- b. Aircraft Sequence Numbers for PA-28-235 are 10003 thru 11393 inclusive.
- c. Aircraft Sequence Numbers for PA-28-140 are 20002 thru 26956 inclusive.
- d. Aircraft Sequence Numbers for PA-28R-180 and PA-28R-200 are 30005 thru 35830 inclusive.

For aircraft manufactured in 1971 model year and subsequent, the Serial Number on the Manufacturer's Identification Plate is based on a 4-number set system. The first number set defines the Type Certificate Designation, the second set is the Model Year, the third set is the Model Code, while the fourth set is the Model Sequence Number (within a model year).

EXAMPLE - Aircraft manufactured in 1971 model year and subsequent.



# PIPER PARTS CATALOG

## STANDARD PAINT CHART

EXTERIOR	MFG.	PIPER PART NUMBER	
	NO.	QUART	GALLON
ENAMEL			
Daytona	J-9545	751 700	751 701
Bahama Blue	H-9170	751 714	751 715
Phoenix	W-3557	754 718	754 719
Portland Green	W-3558	754 724	754 725
Pontiac Red	W-3665	754 716	754 717
El Paso Brown (Metallic	W-8433	754 737	754 738
Tampa Green (Metallic	W-8427	754 739	754 740
Newport Blue (Metallic)	W-8430	754 741	754 742
ACRYLIC LACQUER			
Pontiac Red	B-7943	4175 592	1175 592
Tampa Green	B-5430	4175 360	1175 360
Newport Blue	B-5501	4175 434	1175 434
Monterey Maroon (base coat)	K-2789	4175 441	1175 441
Monterey Maroon (top coat)	B-5480	4175 437	1175 437
Juneau White	B-7784-A	4175 657	1175 657
Lakeland Blue	B-5440	4175 433	1175 433
Orlando Green	B-5490	4175 361	1175 361
Mocha Tan	B-5450	4175 627	1175 627
Denver Brown (base coat)	K-2790	4175 299	1175 299
Denver Brown (top coat)	B-5460	4175 409	1175
Madrid Red	B-5511	4175 593	1175
Dakota Black	H-6117-R	4175 373	1175 373
Beaumont Blue	B-5530	4175 435	1175 435
Bahama Blue	B-9170	4175 436	1175 436
Bimini Turquoise	B-9915	4175 438	1175 438
Nassau Turquoise	B-9914	4175 439	1175 439
Reno Gold	B-9916	4175 345	1175 345
Lincoln Gray	B-7919	4175 362	1175 362
Dallas Yellow	Y-5783	4175 701	1175 701
Ocala Orange (base coat)	P-7946	4175 499	1175 499
Ocala Orange (top coat)	C-2065-A	4175 500	1175 500
Polar Gray	Y-6100-R	4175 341	1175 341
Las Vegas Gold	G-2124-A	4175 332	1175 332
Avocado	G-2352	4175 331	1175 331
Thinner	B-5408-B	4179 102	1179 402

## SPRAY PAINT FOR THERMOPLASTIC INTERIOR TRIM PANELS

(Offered only in 16-ounce aerosol cans)

Avocado Green	766-007
White	766-008
Tan	766-009
Red	766-010
Dark Blue	766-011
Light Blue	766-012
Sandstone	766-013
Gloss Black	766-014
Dark Brown	766-015
Brown	766-016
Blue-Green	766-017
Optical Flat Black	766-018



# TABLE OF CONTENTS

FIGURE NUMBER	FIGURE TITLE	GRID NUMBER
1	View of Complete Airplane .....	1A16
	SECTION I WING GROUP	
2	Wing Installation (PA-28-140/150/160/180/235, PA-28R-180/200).....	1A17
3	Wing Leading Edge Assembly (PA-28-140/150/160/180/235, PA-28R-180/200) .....	1A22
4	Wing Trailing Edge Assembly (PA-28-140/150/160/180/235) .....	1B1
5	Wing Trailing Edge Assembly (PA-28R-180/200) .....	1B4
6	Aileron Assembly (PA-28-140/150/160/180/235, PA-28R-180/200) .....	1B7
7	Flap Assembly .....	1B9
	SECTION II FUSELAGE GROUP	
8	Complete Fuselage (PA-28-140 - S/N 28-20002 and up, PA-28-150/160/180 - S/N 28-1 to 28-4377 incl., PA-28-235 - S/N 28-10003 to 28-11039 incl.).....	1B12
9	Complete Fuselage (PA-28-180 - S/N 28-4378 to 28-7505261 incl., PA-28-235 S/N 28-11040 and up, PA-28R-180 - S/N 28R-30005 to 28R-30481 incl., 28R-30483 to 28R-7130019 incl., PA-28R-200 - S/N 28R-30482, 28R-35001 and up).....	1C1
10	Upper Forward Cockpit Assembly (PA-28-140/ 150/ 160/ 180/235) .....	1C14
11	Upper Forward Cockpit Assembly (PA-28R-180/200) .....	1D1
12	Upper Center Cockpit Assembly .....	1D6
13	Lower Forward Cockpit Assembly .....	1E1
14	Lower Aft Cockpit Assembly .....	1E14
15	Fuselage Aft Section .....	1E18
16	Instrument Panel Installation (PA-28-140 - S/N 28-20002 to 28-24999 incl., PA-28-150/160/180 - S/N 28-1 to 28-4377 incl., PA-28-235 - S/N 28-10003 to 28-11039 incl.).....	1F1

# PIPER PARTS CATALOG

PIPER AIRCRAFT



C O R P O R A T I O N

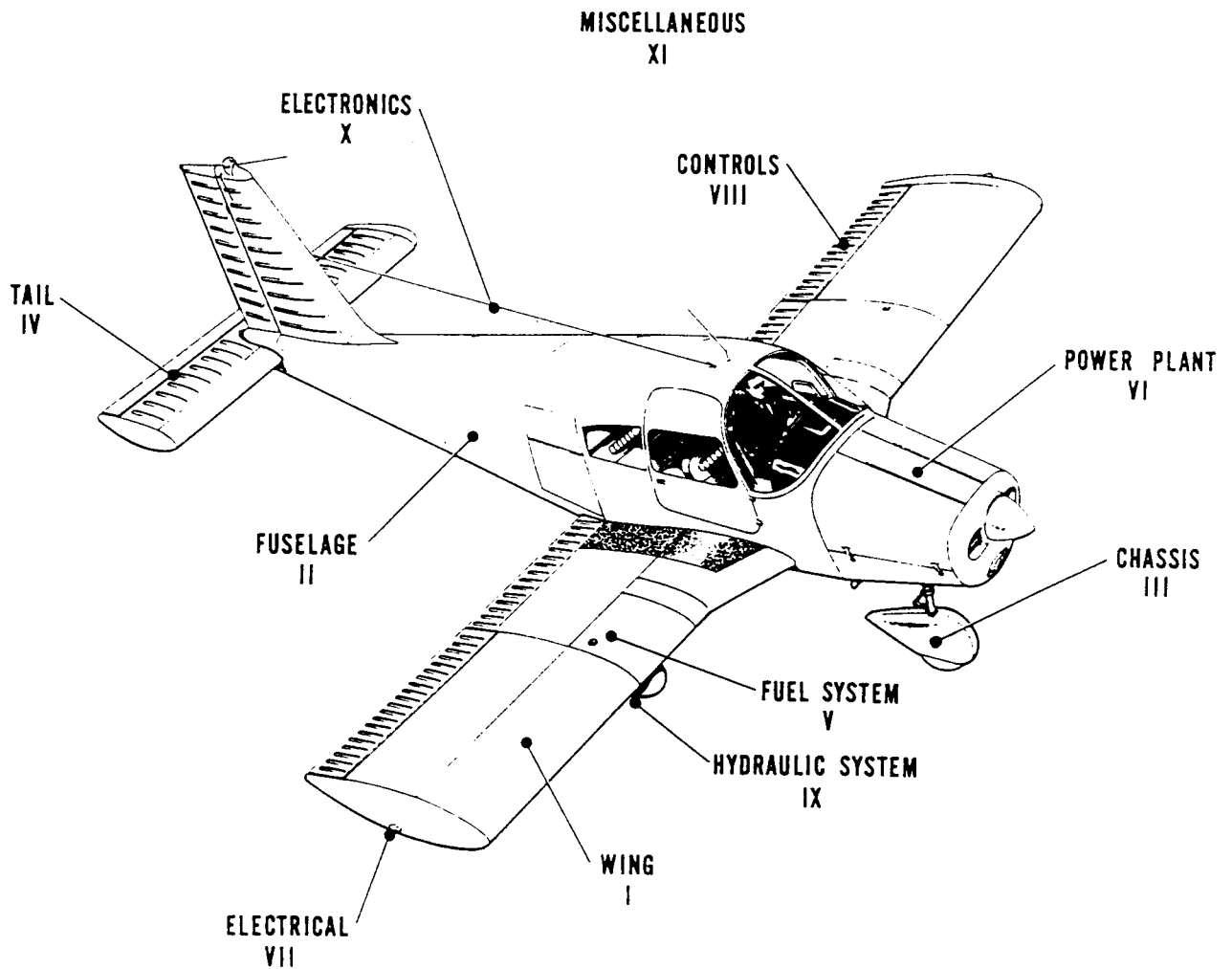


Figure 1. Complete Airplane

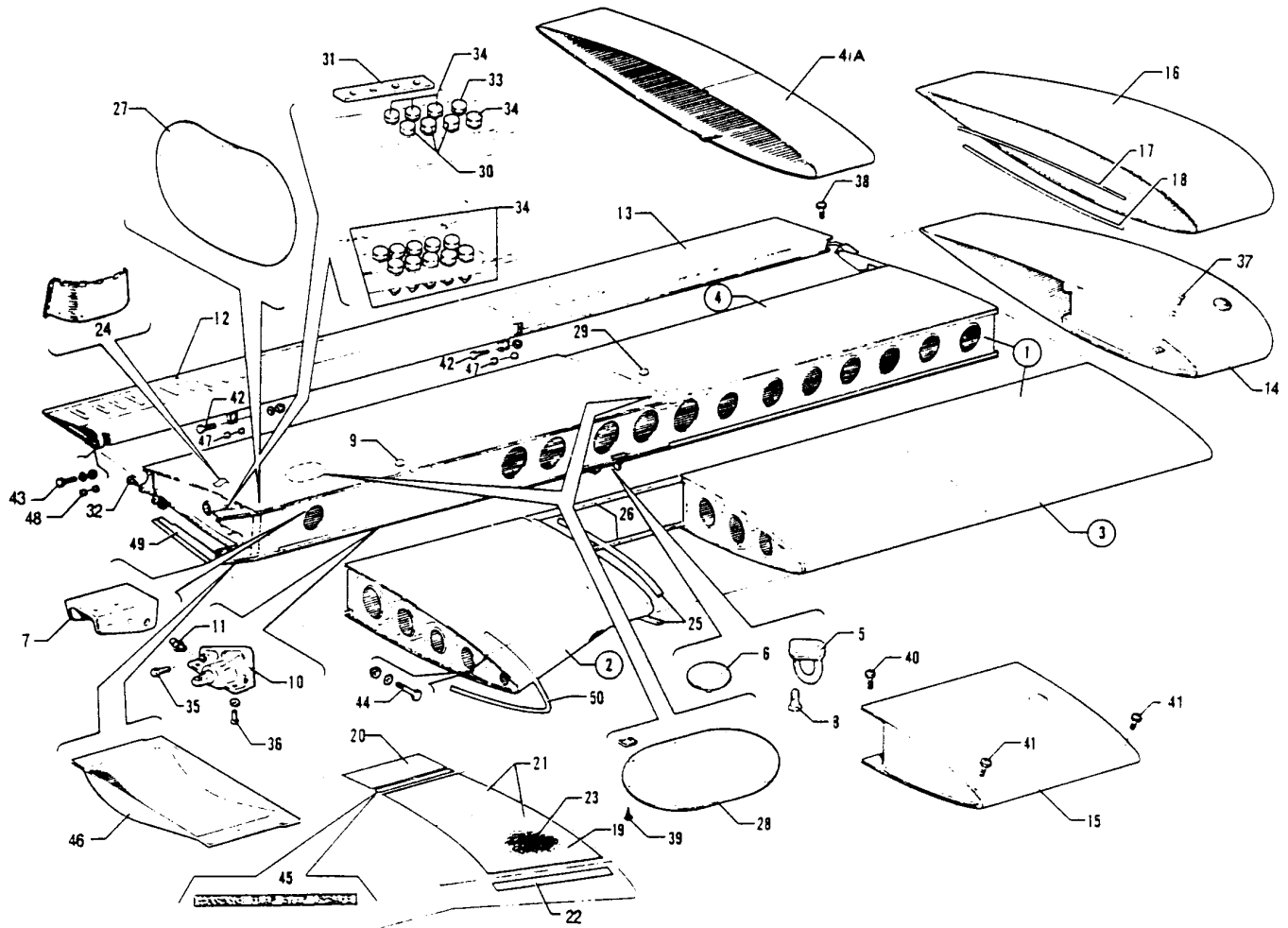


Figure 2. Wing Installation

## PIPER PARTS CATALOG

Figure and Index Number	Part Number	Code	NOMENCLATURE	No. Req.	SERIAL NUMBERS AFFECTED
2-	62013		DRAWING - Wing Installation		
	66600	A,C	DRAWING -Wing Assembly (Complete)		
	67015	B	DRAWING -Wing Assembly (Complete)		
-1	66601-04	J	WING ASSEMBLY - Left	1	
	66601-06	H	WING ASSEMBLY - Left	1	
	66601-02	C	WING ASSEMBLY - Left	1	
	67016-02	E,K	WING ASSEMBLY - Left	1	
	67016-06	E, L	WING ASSEMBLY - Left	1	
	66601-05	J	WING ASSEMBLY - Right	1	
	66601-07	H	WING ASSEMBLY - Right	1	
	66601-03	C	WING ASSEMBLY - Right	1	
	67016-03	E,K	WING ASSEMBLY - Right	1	
	67016-07	E,L	WING ASSEMBLY - Right	1	
-2	66595-00	D	* LEADING EDGE ASSEMBLY - Wing inboard, left	1	
	66595-01	D	* LEADING EDGE ASSEMBLY - Wing inboard, right	1	
-3	66770-04	A,D	* LEADING EDGE ASSEMBLY - Wing outboard, left	1	
	66770-00	C,D	* LEADING EDGE ASSEMBLY - Wiring outboard, left	1	
	66770-02	B D	* LEADING EDGE ASSEMBLY - Wing outboard, left	1	
	66770-01	D	* LEADING EDGE ASSEMBLY - Wing outboard, right	1	
-4	66602-02	A,F	* TRAILING EDGE ASSEMBLY - Wing aft section, left	1	
	66602-00	C,F	* TRAILING EDGE ASSEMBLY - Wing aft section, left	1	
	67045-00	B,G	* TRAILING EDGE ASSEMBLY - Wing aft section, left	1	
	66602-03	A,F	* TRAILING EDGE ASSEMBLY - Wing aft section, right	1	
	66602-01	C,F	* TRAILING EDGE ASSEMBLY - Wing aft section, right	1	
	67045-01	B,G	* TRAILING EDGE ASSEMBLY -Wing aft section, right	1	
-4a	76295-00	D,H L	* EXTENSION ASSEMBLY - Wing, left	1	
	76295-01	D,H L	* EXTENSION ASSEMBLY - Wing, right	1	
-5	18457-00	W	* RING - Tie down	1	
-6	35725-02		* PAD - Jack	1	
-7	67071-00	B	* BRACKET - Main gear cylinder left	1	
	67071-01	B	* BRACKET - Main gear cylinder r right	1	
-8	410 043	W	* SCREW - (MS24694-S56)	2	
-9	63595-00	A,B	BUTTON ASSEMBLY - Plug gear service with retaining ring)	2	
			A- Used on PA-28-140, PA-28-150, PA-28-160 and PA-28-180 airplanes only.		
			B- Used on PA-28R 180 and PA-28R-200 airplanes only.		
			C- Used on PA-28-235 airplanes only.		
			D- See Figure 3 for component parts.		
			E- Includes electrical wires and hydraulic lines. Left wing also includes pitot heed.		
			F- See Figure 4 for component parts.		
			G- See Figure 5 for component parts.		
			H- Used on PA-28-180 with serial number 28-7305001 and up.		
			J- Used on PA-28-180 with serial numbers 28-671 to 28-7205328 inclusive and PA-28-140, PA-28-150 and PA-28-160 airplanes only.		
			K- Used on PA-28R-180 with serial numbers 28R-30005 to 28R-7130019 inclusive and PA-28R-200 with serial numbers 28R-30482, and 28R-35001 to 28R-7135238 inclusive.		
			L- Used on PA-28R-200 with serial numbers 28R-7235001 and up.		
			J- Reference latest version of Service Bulletin 977.		
			W- These parts must be ordered from Service Spares Department Piper Aircraft, Lock Haven Penna.		

When ordering, always specify Part Number, Description, and Serial Number of Aircraft

PA-28-140  
PA-28-150  
PA-28-160  
PA-28-180  
PA-28-235  
PA-28R-180  
PA-28R-200

## PIPER PARTS CATALOG

Figure and Index Number	Part Number	Code	NOMENCLATURE	No. Req.	SERIAL NUMBERS AFFECTED
2-10	95643-06		BRACKET ASSEMBLY - Main gear truss left	1	
	95643-07	B	BRACKET ASSEMBLY - Main gear truss, right	1	
-11	460 823	W	* FITTING - Lubricator straight (AS15001-1P)	1	
	460 801	W	* FITTING - Lubricator 90 degrees (MS15001-4)	1	
-12	62320-00	D,K	FLAP ASSEMBLY - Left	1	
	65591-00	D,L	FLAP ASSEMBLY - Left	1	
	62320-02	D,K	FLAP ASSEMBLY - Right	1	
	65590-01	D,L	FLAP ASSEMBLY - Right	1	
-13	62360-00	E,J	AILERON ASSEMBLY - Left	1	28-1 to 28-1450 inclusive
	62360-01	E, J	AILERON ASSEMBLY - Right	1	28-1 to 28-1450 inclusive
	65355-00	E, H	AILERON ASSEMBLY - Left	1	
	65355-01	E, H	AILERON ASSEMBLY Right	1	
	68129-00	C,E	AILERON ASSEMBLY - Left	1	28-10720 to 28-11211 inclusive
	68129-01	C,E	AILERON ASSEMBLY - Right	1	28-10720 to 28-11211 inclusive
	66767-00	C,E	AILERON ASSEMBLY - Left	1	28-11212 and up
	66767-01	C,E	AILERON ASSEMBLY- Right	1	28-11212 and up
	68129-02	A,E	AILERON ASSEMBLY - Left	1	
	68129-03	A,E	AILERON ASSEMBLY - Right	1	
	66767-02	E,G	AILERON ASSEMBLY - Left	1	
	66767-03	E,G	AILERON ASSEMBLY- Right	1	
-14	65815-04	C,F	TANK ASSEMBLY - Fuel, wing tip, left	1	
	65815-05	C,F	TANK ASSEMBLY - Fuel, wing tip , right	1	
			A- Used on PA-28-140 with serial numbers 28-21596 to 28-25382 inclusive, PA-28-150, PA-28-160 and PA-28-180 with serial numbers 28-3178 to 28-5287 inclusive and PA-28R-180 with serial numbers 28R-30005 to 28R-30481 inclusive, and 28R-30483 to 28R-31086 inclusive.		
			B- Used on PA-28R-180 and PA-28R-200 airplanes only.		
			C- Used on PA-28-235 airplanes only.		
			D- See Figure 7 for component parts.		
			E- See Figure 6 for component parts.		
			F- See Figure 55 for component parts.		
			G- Used on PA-28-140 with serial numbers 28-25383 and up, PA-28-180 with serial numbers 28-5288 and up, PA-28R-180 with serial numbers 28R-31087 and up, and PA-28R-200 with serial numbers 28R-30482, 28R-35001 and up.		
			H- Used on PA-28-140 with serial numbers 28-20002 to 28-21595 inclusive- PA-28-150, PA-28-160 and PA-28-180 with serial numbers 28-1451 to 28-3177 inclusive and PA-28-235 with serial numbers 28-10003 to 28-10719 inclusive.		
			J- Used on PA-28-150, PA-28-180 and PA-28-180 only.		
			K- Used on PA-28-235 with serial numbers 28-10003 to 28-10719 inclusive, PA-28-140 with serial numbers 28-20002 to 28-21595 inclusive, PA-28-150, and PA-28-180 with serial numbers 28-1 to 28-3177 inclusive.		
			L- Used on PA-28-235 with serial numbers 28-10720 and up, PA-28-140 with serial numbers 28-21596 and up, PA-28-150, PA 28-160 and PA-28-180 with serial numbers 28-3178 and up, PA-28R-180 and PA-28R-200 airplanes.		
			W- These parts must be ordered from Service Spares Department, Piper Aircraft, Lock Haven, Penna.		

When ordering, always specify Part Number, Description, and Serial Number of Aircraft

## PIPER PARTS CATALOG

Figure and Index Number	Part Number	Code	NOMENCLATURE	No. Req.	SERIAL NUMBERS AFFECTED
2-15	63998-16	D	TANK ASSEMBLY - Fuel, wing, left	1	
	63998-17	D	TANK ASSEMBLY - Fuel, wing, right	1	
-16	62090-00	E	TIP ASSEMBLY - Wing, left	1	
	78022-00	B	TIP ASSEMBLY - Wing, left	1	
	62090-01	E	TIP ASSEMBLY - Wing, right	1	
	78022-01	B	TIP ASSEMBLY - Wing, right	1	
-17	62090-20	E	STIFFENER - Wing tip, upper, left	1	
	78022-14	B	STIFFENER - Wing tip, upper, left	1	
	62090-21	E	STIFFENER - Wing tip, upper, right	1	
	78022-15	B	STIFFENER - Wing tip, upper, right	1	
-18	62090-22	E	STIFFENER - Wing tip, lower, left	1	
	78022-20	B	STIFFENER - Wing tip, lower, left	1	
	62090-23	E	STIFFENER - Wing tip, lower, right	1	
	78022-23	B	STIFFENER - Wing tip, lower, right	1	
-19	763 848	C	KIT - Pressure Sensitive Wingwalk Installation	1	
-20	79174-04		• WING WALK - Safety, flap	1	
-21	79174-00		• WING WALK - Safety, wing, front and rear	1	
-22	69736-02		• RETAINER - Wing walk	1	
-23	179 872		SAFETY WALK COMPOUND - Black (One quart can)	1	
-24	67164-00	A	COVER - Cylinder access, left	1	
	67164-01	A	COVER - Cylinder access, right	1	
-25	406 940		CHANNEL - Gang (PS10062-2-3) length 24.50	8	
	406 941		CHANNEL - Gang (PS10062-2-6) length 7.00	8	
	406 942		CHANNEL - Gang (PS10062-2-7) length 17.00	8	
-26	406 927		CHANNEL - Gang (PS10062-2-2) length 27.64	4	
-27	67101-00	A	COVER - Inspection	2	
-28	62109-00		COVER - Inspection	6	
-29	453 802		BUTTON - Plug (30-8PB)	2	
-30	691 317	W	BOLT - (NAS6606-11)	6	
	96352-03		WASHER	6	
	690 629	W	WASHER - (NAS1149F0663P)	12	
	404 890	W	NUT - (MS20365-624C)	6	
-31	62121-00		SHIM - Wing attachment	2	
			A- Used on PA-28R-180 and PA-28R-200 only		
			B- Used on PA-28-180 with serial numbers 28-7305001 and up, and PA-28R-200 with serial numbers 28R-7335001 and up.		
			C- Complete Kit required if replacing safety walk compound painted on wing.		
			D- See Figure 51, 52, 53, 54 or 55 for component parts		
			E- Used on PA-28-180 with serial numbers 28-671 to 28-7205328 inclusive, PA-28R-200 with serial numbers 28R-30482, 28R-35001 to 28R-7235330 inclusive, PA-28-140, PA-28-150, PA-28-160 and PA-28R-180 airplanes only		
			W- These parts must be ordered from Service Spares Department, Piper Aircraft, Lock Haven		

When ordering, always specify Part Number, Description, and Serial Number of Aircraft

## PIPER PARTS CATALOG

Figure and Index Number	Part Number	Code	NOMENCLATURE	No. Req.	SERIAL NUMBERS AFFECTED
2-32	401 187	W	BOLT - (AN5-7A)	2	
	690 628	W	WASHER - (NAS1149F0563P)	2	
	404 889	W	NUT - (MS20365-524C)	2	
-33	691 359		BOLT - (NAS6606-15)	2	
	96352-03		WASHER	2	
	690 629	W	WASHER - (NAS1149F0663P)	4	
	404 890	W	NUT - (MS20365-624C)	2	
-34	691 318	W	BOLT - (NAS6606-13)	28	
	96352-03		WASHER	28	
	690 629	W	WASHER - (NAS1149F0663P)	56	
	404 890	W	NUT - (MS20365-624C)	28	
-35	400 004	A,W	BOLT - (AN4-7A)	3	
	690 611	A,W	WASHER - (NAS1149F0463P)	3	
-36	410 076	W	SCREW - (MS24694-S103)	2	
	690 613	W	WASHER - (NAS1149F0432P)	2	
	404 888	W	NUT - (MS20365-428C)	2	
-37	414 467		SCREW - (MS24693-C51)	52	
	494 1 01	W	WASHER - (A3135-017-24A)	52	
	477 672		NUT - (MU832-.38-.025/.050-L-F10)	52	
-38	415 320		SCREW - (MS27039-1-10)	16	
	690 612	W	WASHER - (NAS1149F0363P)	16	
	404 887	W	NUT - (MS20365-1032C)	16	
-39	419 920	W	SCREW - (8 x 1/2 L) Type "B"	32	
	406 382		NUT - (A1789-8-3)	32	
-40	415 312		SCREW - (MS27039-0812)	60	
-41	415 309		SCREW - (MS27039-0809)	80	
-42	401 270	W	BOLT - (AN3- 11A)	4	
	690 612	W	WASHER - (NAS1149F0363P)	4	
	404 887	W	NUT - (MS20365-1032C)	4	
-43	400 444	W	BOLT - (AN3-13A)	2	
	690 612	W	WASHER - (NAS1149F0363P)	2	
	404 887	W	NUT - (MS20365-1032C)	2	
-44	400 009	W	BOLT - (AN4-14A)	2	
	690 613	W	WASHER - (NAS1149F0432P) (under head)	2	
	690 611	W	WASHER - (NAS1149F0463P) (under nut)	2	
	404 888	W	NUT - (MS20365-428C)	2	
-45	35664-02		PLACARD - Flap warning	1	
-46	63942-00		COVER - Wing bolt, left	1	
	63942-01		COVER - Wing bolt, right	1	
-47	63900- 19		BUSHING - Flap hinge, center and outboard	8	
-48	63900-20		BUSHING - Flap hinge, inboard	4	
-49	67723-00		PLATE ASSEMBLY - Aft wing access, left	1	
	67723-01		PLATE ASSEMBLY - Aft wing access, right	1	
-50	65773-00		MOULDING - Wing root	2	

A- Used on PA-28R-180 and PA-28R-200 only.  
W- These parts must be ordered from Service Spares Department, Piper Aircraft, Lock Haven, Penna.

When ordering, always specify Part Number, Description, and Serial Number of Aircraft

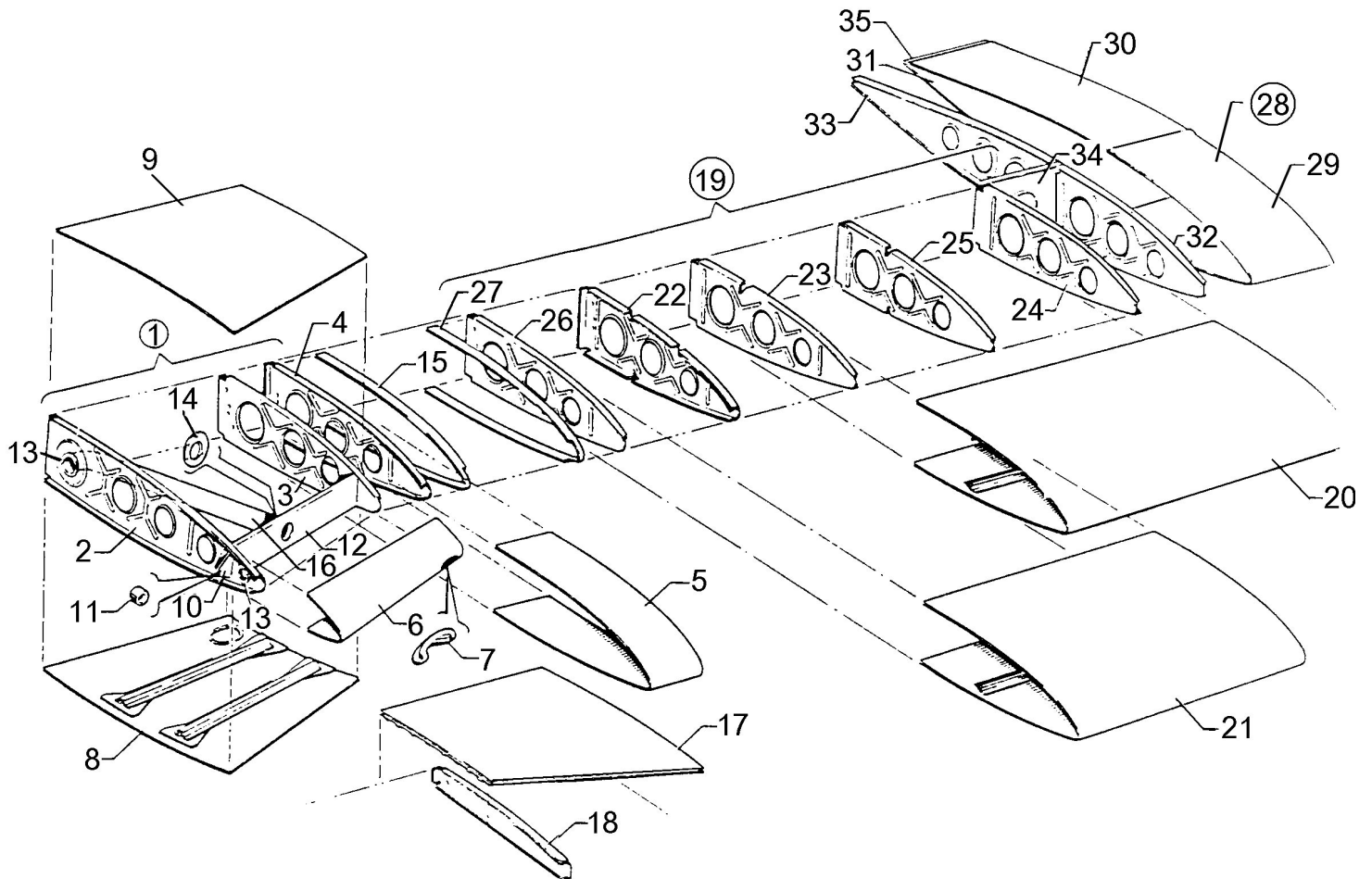


Figure 3. Wing Leading Edge Assembly



# PIPER PARTS CATALOG

3-1	66595-00		LEADING EDGE ASSEMBLY - Wing inboard, left	1
	66595-01		LEADING EDGE ASSEMBLY-Wing inboard, right	1
-2	95639-02		RIB -Wing nose, root, left	1
	95639-03		RIB - Wing nose, root, right	1
-3	62021-00	F	RIB - Wing nose, Sta. 49.25, left	1
	62021-01	F	RIB-Wing nose, Sta.49.25, right	1
-4	62022-02		RIB-Wing nose, Sta. 57.00, left	1
	62022-03		R I B - Wing nose, Sta. 57.00, right	1
-5	62084-00		SKIN - Inboard wing	1
-6	68113-200		SKIN ASSEMBLY - Leading edge left	1
	68113-201		SKIN ASSEMBLY - Leading edge,, right	1
-7	68111- 00		DOUBLER - Air inlet	1
-8	62086-00		S K I N ASSEMBLY - Bottom,, inboard root left	1
	62086-01		SKIN ASSEMBLY - Bottom, inboard root right	1
-9	62087-00		SKIN ASSEMBLY-Top inboard root, left	1
-10	66761-02		FITTING - Forward spar, left	1
	66761-03		FITTING - Forward spar, right	1
-11	63900-30	E	BUSHING - Front spar attachment	1
-12	66623-00		SPAR - Leading edge inboard, left	1
	66623-01		SPAR - Leading edge inboard, right	1
-13	68119-00		GASKET- Air duct	2
-14	66621-00		DOUBLER - Forward spar	1
-15	62091-00		STRAP - Fuel tank attachment	1
-16	66620-00		TUBE ASSEMBLY - Air duct	1
-17	62061-02		WING WALK - Forward, right	1
-18	62066-00		RIB - Wing walk, right	1
-19	66770-04	A	LEADING EDGE ASSEMBLY - Wing outboard, left	1
	66770-00	B	LEADING EDGE ASSEMBLY - Wing outboard, left	1
	66770-02	C	LEADING EDGE ASSEMBLY - Wing outboard, left	1
	66770-01		LEADING EDGE ASSEMBLY -Wing outboard, right	1
-20	62082-00	D	SKIN ASSEMBLY - Outboard, length 48.00, left	1
	66771-00	D	SKIN ASSEMBLY - Outboard, length 47.30, left	1
	62082-01	D	SKIN ASSEMBLY - Outboard, length 48.00, right	1
	66771-01	D	SKIN ASSEMBLY - Outboard, length 47.30, right	1
-21	62083-00	A D	SKIN ASSEMBLY - Middle section length 35.98, left	1
	66772-04	A D	SKIN ASSEMBLY - Middle section length 36.58, left	1
	62083-06	B,D	SKIN ASSEMBLY - Middle section length 35.98, left	1
	66772-00	B,D	SKIN ASSEMBLY - Middle section length 36.58, left	1
	62083-08	C,D	SKIN ASSEMBLY - Middle section length 35.98, left	1
	66772-02	C,D	SKIN ASSEMBLY - Middle section, length 36.58, left	1
	62083-01	D	SKIN ASSEMBLY - Middle section length 35.98, right	1
	66772-01	D	SKIN ASSEMBLY - Middle section, length 36.58, right	1
-22	62023 00		RIB -Wing nose, left	1
	62023-01		RIB -Wing nose, right	1

- A- Used on PA 28-140, PA-28-150, PA-28-160 and PA-28 180 airplanes only,
- B- Used on PA-28-235 airplanes only.
- C- Used on PA-28R-180 and PA-28R-200 airplanes only.
- D- Ascertain skin length and order accordingly.
- E- Used if the Forward Spar Fitting Assembly incorporates an aluminum attaching plate.
- F- Reference latest revision to Service Bulletin 1161 on Rib Assembly Inspection and Modification on the PA-28R-180 Arrow with serial numbers 28R-30002 thru 28R-31270 inclusive, 28R-7130001 thru 28R-7130013 inclusive, PA-28R-200 Arrow with serial numbers 28R-35001 thru 28R-35820 inclusive, 28R-7135001 through 28R-7135229 inclusive and PA-28R-200 Arrow II with serial numbers 28R-7235001 thru 28R-7635545 inclusive.

## PIPER PARTS CATALOG

Figure and Index Number	Part Number	Code	NOMENCLATURE	No. Req.	SERIAL NUMBERS AFFECTED
3-23	62024-01		* RIB - Wing nose, left	1	
	62024-00		* RIB - Wing nose, right	1	
-24	62024-00		* RIB - Wing nose, left	1	
	62024-01		* RIB - Wing nose, right	1	
-25	62024-02		* RIB - Wing nose, left	1	
	62024-03		* RIB - Wing nose, right	1	
-26	62049-00		* RIB - Wing nose, left	1	
	62049-01		* RIB - Wing nose, right	1	
-27	62091-00		* STRAP - Fuel tank attachment	1	
-28	76295-00	A	EXTENSION ASSEMBLY - Wing, left	1	
	76295-01	A	EXTENSION ASSEMBLY - Wing, right	1	
-29	96610-06	A	* SKIN - Forward, left	1	
	96610-07	A	* SKIN - Forward, right	1	
-30	76295-02	A	* SKIN - Aft top, left	1	
	76295-03	A	* SKIN - Aft top, right	1	
-31	76295-04	A	* SKIN - Aft, bottom, left	1	
	76295-05	A	* SKIN - Aft, bottom, right	1	
-32	62024-00	A	* RIB - Nose, Sta. 185.21, left	1	
	62024-01	A	* RIB - Nose Sta. 185.21, right	1	
-33	62115-02	A	* RIB - Aft Sta. 185.21, left	1	
	62115-03	A	* RIB - Aft Sta. 185.21, right	1	
-34	96437-00	A	* STIFFENER -Wing extension	1	
-35	78043-06	A	* STRIP - Beaded	1	
A- Used on PA-28-180 with serial numbers 28-7305001 and up and PA-28R-200 with serial number 28-7305001 and up.					

When ordering, always specify Part Number, Description, and Serial Number of Aircraft

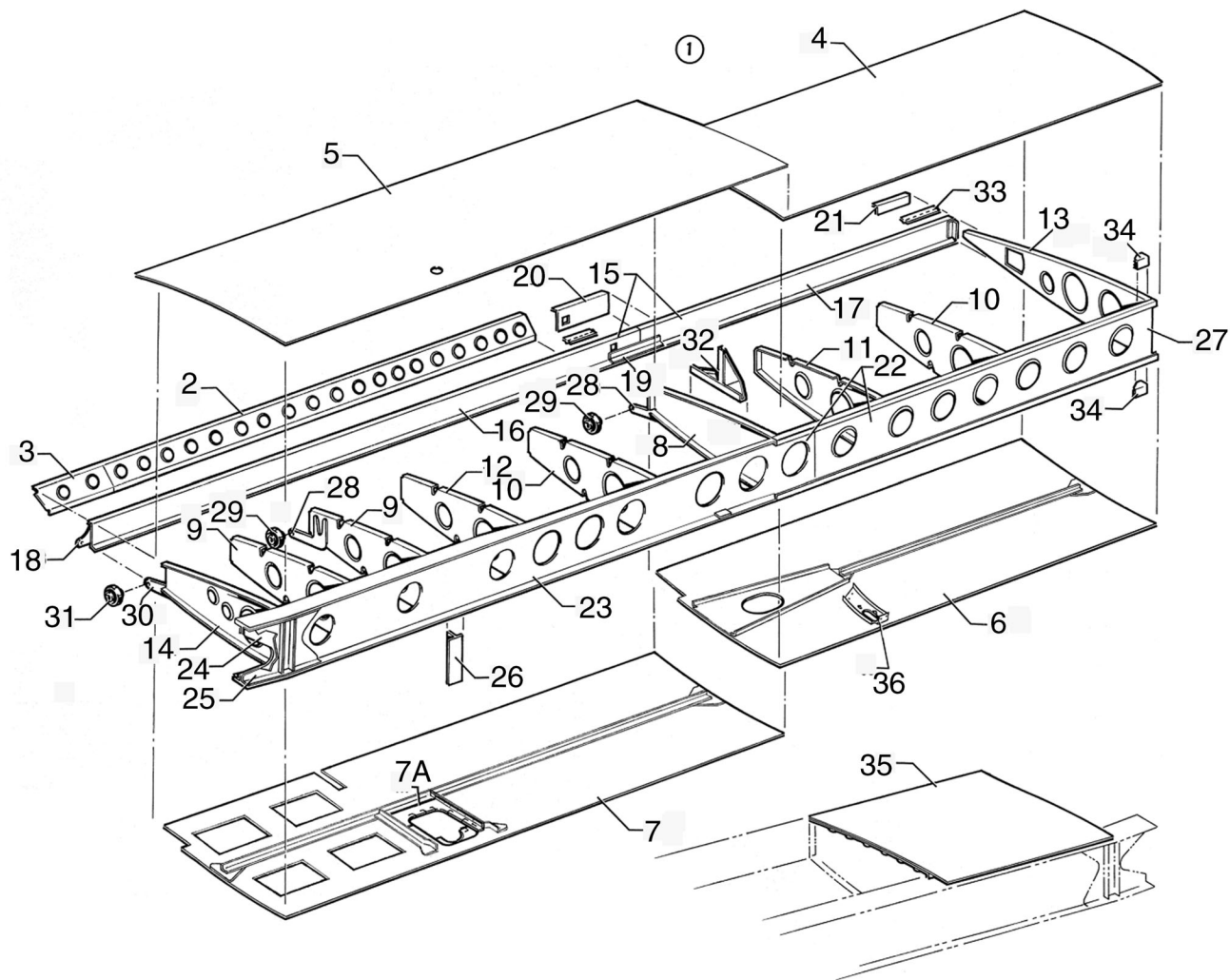


Figure 4. Wing Trailing Edge Assembly

## PIPER PARTS CATALOG

Figure and Index Number	Part Number	Code	NOMENCLATURE	No. Req.	SERIAL NUMBERS AFFECTED
4-1	66602-00	A	TRAILING EDGE ASSEMBLY - Wing, left	1	
	66602-02	B	TRAILING EDGE ASSEMBLY - Wing, left	1	
	66602-01	A	TRAILING EDGE ASSEMBLY - Wing, right	1	
	66602-03	B	TRAILING EDGE ASSEMBLY - Wing, right	1	
-2	62129-04		* STIFFENER - Outboard, left	1	
	62129-03		* STIFFENER - Outboard, right	1	
-3	62129-08		* STIFFENER - Inboard, left	1	
	62129-07		* STIFFENER - Inboard, right	1	
-4	67060-00		* SKIN ASSEMBLY - Top, outboard, left	1	
	67060-01		* SKIN ASSEMBLY - Top, outboard, right	1	
-5	99038-00		* SKIN ASSEMBLY - Top, inboard, left	1	
	99039-00		* SKIN ASSEMBLY - Top, inboard, right	1	
-6	67061-00		* SKIN ASSEMBLY - Bottom, outboard, left	1	
	67061-01		* SKIN ASSEMBLY - Bottom, outboard, right	1	
-7	99040-00	A	* SKIN ASSEMBLY - Bottom, inboard, left	1	
	99040-02	B	* SKIN ASSEMBLY - Bottom, inboard, left	1	
	99040-01	A	* SKIN ASSEMBLY - Bottom, inboard, right	1	
	99040-03	B	* SKIN ASSEMBLY - Bottom, inboard, right	1	
-7a	65690-00		** DOUBLER - Fairing plate, left	1	
	65690-01		** DOUBLER - Fairing plate, right	1	
-8	62047-06		* RIB ASSEMBLY - Sta. 106.19, left	1	
	62047-07		* RIB ASSEMBLY - Sta. 106.19, right	1	
-9	66597-00	D	* RIB - Sta. 36.22 and Sta. 49.25, left	2	
	66597-01	D	* RIB - Sta. 36.22 and Sta. 49.25, right	2	
-10	66598-00		* RIB - Sta. 86.03 and Sta. 147.00, left	2	
	66598-01		* RIB - Sta. 86.03 and Sta. 147.00, right	2	
-11	66598-01		* RIB - Sta. 125.45, left	1	
	66598-00		* RIB - Sta. 125.45, right	1	
-12	66599-00		* RIB - Sta. 64.59, left	1	
	66599-01		* RIB - Sta. 64.59, right	1	
-13	65020-06		* RIB - Wing aft, tip, left	1	
	65020-07		* RIB - Wing aft, tip, right	1	
-14	95636-00		* RIB - Wing aft, butt, left	1	
	95636-01		* RIB - Wing aft, butt, right	1	
-15	62053-00		* SPAR ASSEMBLY - Wing, aft, left	1	
	62053-01		* SPAR ASSEMBLY - Wing, aft, right	1	
-16	62054-00		** SPAR - Aft, inboard, left	1	
	62054-01		** SPAR - Aft, inboard, right	1	
-17	62055-00		** SPAR - Aft, outboard	1	
-18	66762-00		* PLATE - Aft spar	1	
-19	62057-00		** DOUBLER - Aft spar, forward	1	
-20	62058-00		** DOUBLER - Aft spar, rear, left	1	
	62058-01		** DOUBLER - Aft spar, rear, right	1	
-21	62105-00		** DOUBLER - Aft spar, outboard	1	
-22	62070-08	A	* SPAR ASSEMBLY - Wing, main, left	1	
	62070-00	B	* SPAR ASSEMBLY - Wing, main, left	1	
	62070 09	A	* SPAR ASSEMBLY - Wing, main, right	1	
	62070-01	B	* SPAR ASSEMBLY - Wing, main, right	1	
			A- Used on PA-28-235 airplanes only. B- Used on PA-28-140, PA-28-150, PA-28-160 and PA-28-180 airplanes only.		

When ordering, always specify Part Number, Description, and Serial Number of Aircraft

PA-28-140  
PA-28-150  
PA-28-160  
PA-28-180  
PA-28-235

## PIPER PARTS CATALOG

Figure and Index Number	Part Number	Code	NOMENCLATURE	No. Req.	SERIAL NUMBERS AFFECTED
4-23	62070-06	C	** SPAR ASSEMBLY - Main, inboard, left	1	
	62070-07	C	** SPAR ASSEMBLY - Main, inboard, right	1	
-24	62072-00		*** DOUBLER ASSEMBLY - Aft, left	1	
	62072-01		*** DOUBLER ASSEMBLY - Aft, right	1	
-25	62071-00	B	*** DOUBLER ASSEMBLY - Forward, left	1	
	62071-04	A	*** DOUBLER ASSEMBLY - Forward, left	1	
	62071-01	B	*** DOUBLER ASSEMBLY - Forward, right	1	
	62071-05	A	*** DOUBLER ASSEMBLY - Forward, right	1	
-26	62079-00		*** TEE - Landing gear attachment	1	
-27	62074-00	B	** SPAR - Main, outboard, left	1	
	66582-00	A	** SPAR - Main, outboard, left	1	
	62074-01	B	** SPAR - Main, outboard, right	1	
	66582-01	A	** SPAR - Main, outboard, right	1	
-28	65898-04		* SUPPORT ASSEMBLY - Flap outboard and center	2	
-29	452 387		** BEARING - (#KP3A)	1	
-30	65898-00		* SUPPORT ASSEMBLY - Flap inboard, left	1	
	65898-01		* SUPPORT ASSEMBLY - Flap inboard, right	1	
-31	452 387		** BEARING - (#KP3A)	1	
-32	62102-00		* SUPPORT ASSEMBLY - Aileron bellcrank, left	1	
	62102-01		* SUPPORT ASSEMBLY - Aileron bellcrank, right	1	
-33	62371-08		* HINGE ASSEMBLY - Aileron	2	
-34	65056-00	A	* FITTING ASSEMBLY - Sta., 174.05	2	
-35	62061-04		* WING WALK - Aft, right	1	
-36	63465-00		* DOUBLER ASSEMBLY - Pitot head. left	1	
			A- Used on PA-28-235 airplanes only.		
			B- Used on PA-28-140, PA-28-150, PA-28-160 and PA-28-180 airplanes only.		
			C - Refer to Service Bulletin No. 1006		
			D - Refer to Service Bulletin No. 1122		

When ordering, always specify Part Number, Description, and Serial Number of Aircraft

PA-28-140  
PA-28-150  
PA-28-160  
PA-28-180  
PA-28-235

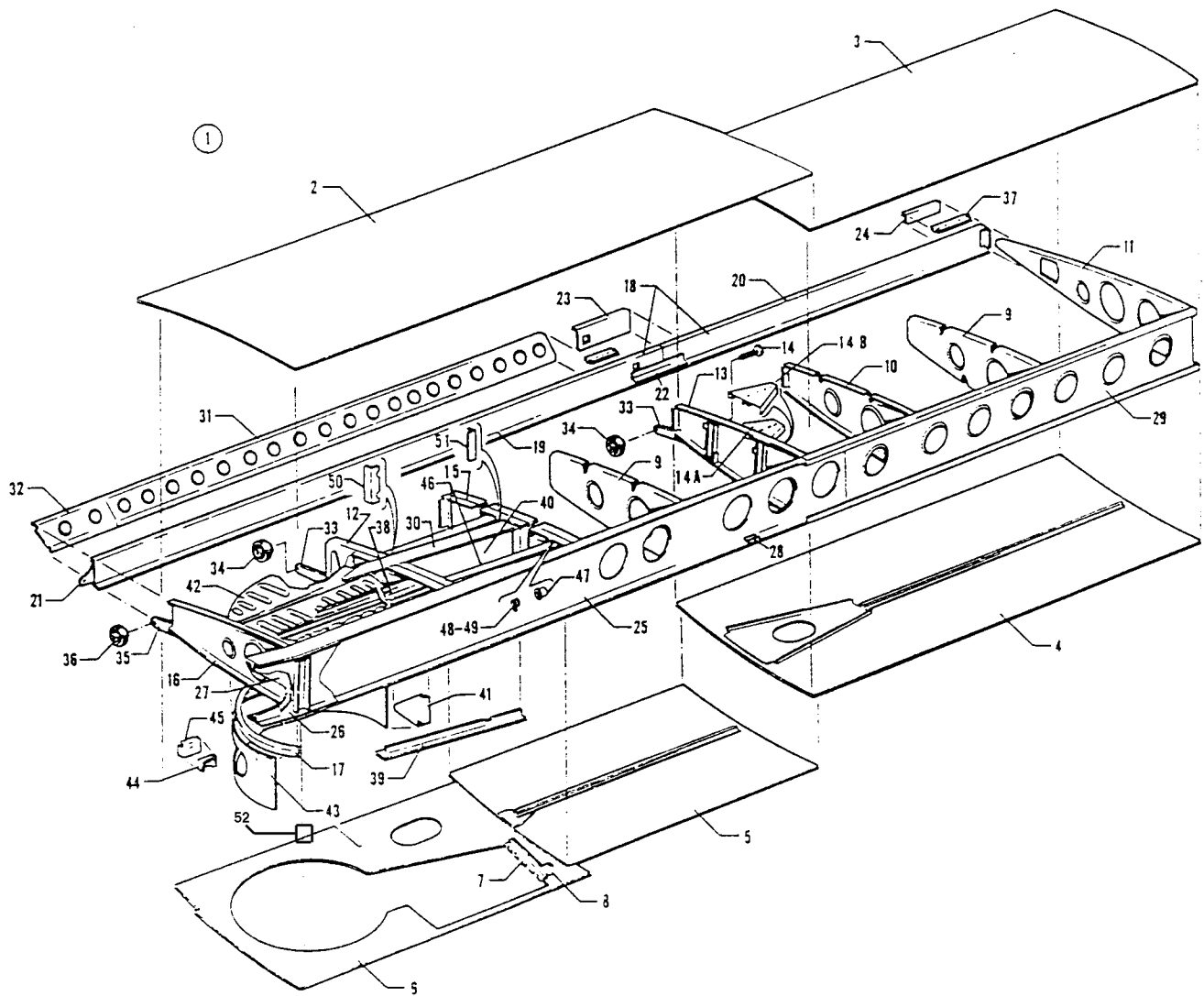


Figure 5. Wing Trailing Edge Assembly

## PIPER PARTS CATALOG

Figure and Index Number	Part Number	Code	NOMENCLATURE	No. Req.	SERIAL NUMBERS AFFECTED
5-1	67045-00		TRAILING EDGE ASSEMBLY- Wing, left	1	
	67045-01		TRAILING EDGE ASSEMBLY - Wing, right	1	
-2	67672-00		SKIN ASSEMBLY - Top, inboard, left	1	
	67672-01		SKIN ASSEMBLY - Top, inboard, right	1	
-3	67060-00		SKIN ASSEMBLY - Top, outboard, left	1	
	67060-01		SKIN ASSEMBLY - Top, outboard, right	1	
-4	67061-00		SKIN ASSEMBLY - Bottom, outboard, left	1	
	67061-01		SKIN ASSEMBLY - Bottom, outboard, right	1	
-5	67062-00		SKIN ASSEMBLY - Bottom, cent r, left	1	
	67062-01		SKIN ASSEMBLY - Bottom, center, right	1	
-6	67690-04		SKIN ASSEMBLY - Bottom, inboard, left	1	
	67690-05		SKIN ASSEMBLY - Bottom, inboard, right	1	
-7	67095-00		HINGE - Main gear door, left	1	
	67095-01		HINGE - Main gear door, right	1	
-8	67096-00		BRACKET - Main gear up switch, left	1	
	67096-01		BRACKET - Main gear up switch, right	1	
-9	66598-00		RIB - Sta. 86.03 and Sta., 147.00, left	2	
	66598-01		RIB - Sta., 86.03 and Sta. 147.00, right	2	
-10	66598-01		RIB - Sta. 125.45, left	1	
	66598-00		RIB - Sta. 125.45, right	1	
-11	65020-06		RIB - Sta. 172.05, left	1	
	65020-07		RIB - Sta. 172.05, right	1	
-12	78475-04		RIB ASSEMBLY - Sta. 4925, left	1	
	78475-05		RIB ASSEMBLY - Sta. 49.25, right	1	
-13	67055-00		RIB ASSEMBLY - Sta. 106.19, left	1	
	67055-01		RIB ASSEMBLY - Sta. 106.19, right	1	
-14	66614-00		STOP ASSEMBLY - Aileron bellcrank	2	
-14a	67058-00		SUPPORT - Aileron bellcrank, upper, left	1	
	67058-01		SUPPORT - Aileron bellcrank, upper, right	1	
-14b	67550-01		SUPPORT ASSEMBLY - Aileron bellcrank, lower, left	1	
	67550-00		SUPPORT ASSEMBLY - Aileron bellcrank, lower, right	1	
-15	78500-08		RIB ASSEMBLY - Sta., 69.24, left	1	
	78500-09		RIB ASSEMBLY - Sta., 69.24, right	1	
-16	95636-00		RIB - Sta. 24.24, left	1	
	95636-01		RIB - Sta., 24.24, right	1	
-17	67687-00		ANGLE - Wheel well, left	1	
	67687-01		ANGLE - Wheel well, right	1	
-18	62053-00		SPAR ASSEMBLY - Wing, aft, left	1	
	62053-01		SPAR ASSEMBLY - Wing, aft, right	1	
-19	62054-00		SPAR - Aft, inboard, left	1	
	62054-01		SPAR - Aft, inboard, right	1	
-20	62055-00		SPAR - Aft, outboard	1	
-21	66762-00		PLATE - Aft spar	1	
-22	62057-00		DOUBLER - Aft spar, forward	1	
-23	62058-00		DOUBLER - Aft spar, rear, left	1	
	62058-01		DOUBLER - Aft spar, rear, right	1	
-24	62105-00		DOUBLER - Aft spar, outboard	1	
-25	67070-02		SPAR ASSEMBLY - Wing, main, inboard, left	1	
	67070-03		SPAR ASSEMBLY - Wing, main, inboard, right	1	
-26	62071-00		DOUBLER ASSEMBLY- Forward, left	1	
	62071-01		DOUBLER ASSEMBLY - Forward, right	1	
-27	62072-00		DOUBLER ASSEMBLY - Aft, left	1	
	62072-01		DOUBLER ASSEMBLY - Aft, right	1	
-28	66529-00		CHANNEL - Gang	1	

When ordering, always specify Part Number, Description, and Serial Number of Aircraft

## PIPER PARTS CATALOG

Figure and Index Number	Part Number	Code	NOMENCLATURE	No. Req.	SERIAL NUMBERS AFFECTED
5-29	62074-00		* SPAR - Main, outboard, left	1	
	62074-01		* SPAR - Main, outboard, right	1	
-30	67097-00		* CAP - False spar, top, left	1	
	67097-01		* CAP - False spar, top, right	1	
-31	62129-01		STIFFENER - Left outboard	1	
	62129-03		STIFFENER - Right outboard	1	
-32	62129-08		STIFFENER - Left outboard	1	
	62129-07		STIFFENER - Right outboard	1	
-33	65898-04		SUPPORT ASSEMBLY - Flap outboard and center	2	
-34	452 387		BEARING - (#KP3A)	1	
-35	65898-00		SUPPORT ASSEMBLY - Flap inboard, left	1	
	65898-01		SUPPORT ASSEMBLY - Flap inboard, right	1	
-36	452 387		BEARING - (#KP3A)	1	
-37	62371-08		HINGE ASSEMBLY - Aileron	2	
-38	67670-00		COVER - Control cable, left	1	
	67670-01		COVER - Control cable, right	1	
-39	67689-00		CAP - False spar, bottom, left	1	
	67689-01		CAP - False spar, bottom, right	1	
-40	67079-00		WEB - False spar, left	1	
	67079-01		WEB - False spar, right	1	
-41	67691-00		BRACKET - Wheel well, left	1	
	67691-01		BRACKET - Wheel well, right	1	
-42	67673-00		PAN - Wheel well	2	
-43	67694-00		WEB - Wheel well	1	
-44	67677-00		BRACKET - Pulley, aft wing, left	1	
	67677-01		BRACKET - Pulley, aft wing, right	1	
-45	67678-00		BRACKET ASSEMBLY - Pulley, aft wing, left	1	
	67678-01		BRACKET ASSEMBLY - Pulley aft wing, right	1	
-46	63904-24		HOSE - Aileron cable protection	2	
-47	463 422		GROMMET - (SB- 1093- I5)	1	
-48	454 862	W	CLAMP - (PS10017-2-14)	2	
-49	519 851		SCREW - (M524622-30)	2	
	603 333		NUT - (Tinnerman A1789-8Z1)	2	
-50	67065-00		ANGLE - False spar	1	
-51	67166-00		ANGLE - Aft rib	1	
-52	63078-17	A	PAD - Bumper, rubber	2	
			A- PA-28R takes two each per gear.		
			W- These parts must be ordered from Service Spares Department, Piper Aircraft, Lock Haven, Penna.		

When ordering, always specify Part Number, Description, and Serial Number of Aircraft



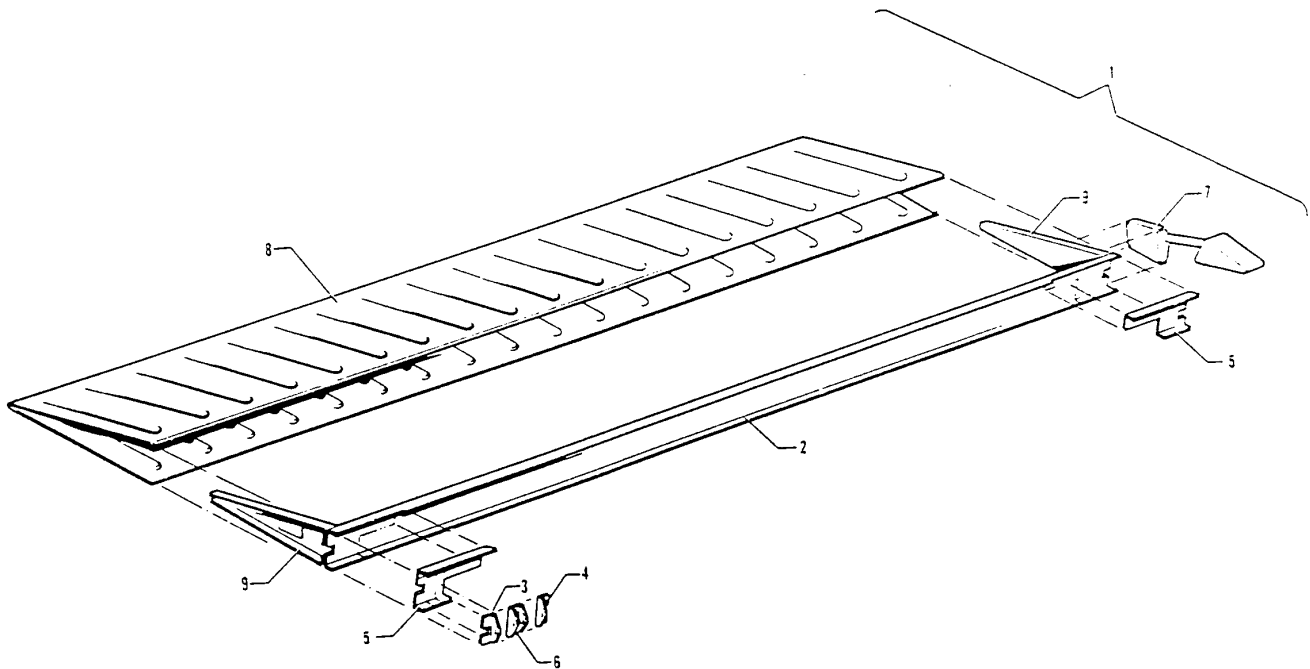


Figure 6. Aileron Assembly

## PIPER PARTS CATALOG

Figure and Index Number	Part Number	Code	NOMENCLATURE	No. Req.	SERIAL NUMBERS AFFECTED
6-1	62360-00		AILERON ASSEMBLY - Left	1	28-1 to 28-1450 inclusive
	62360-01	A	AILERON ASSEMBLY - Right	1	28-1 to 28-1450 inclusive
	65355-00	C	AILERON ASSEMBLY - Left	1	
	65355-01	C	AILERON ASSEMBLY - Right	1	
	68129-00	B	AILERON ASSEMBLY - Left	1	28-10720 to 28-11211 inclusive
	68129-01	B	AILERON ASSEMBLY - Right	1	28-10720 to 28-11211 inclusive
	66767-00	B	AILERON ASSEMBLY - Left	1	28-11212 and up
	66767-01	B	AILERON ASSEMBLY - Right	1	28-11212 and up
	68129-02	D	AILERON ASSEMBLY - Left	1	
	68129-03	D	AILERON ASSEMBLY - Right	1	
	66767-02	E	AILERON ASSEMBLY - Left	1	
	66767-03	E	AILERON ASSEMBLY - Right	1	
-2	62361-00		SPAR ASSEMBLY - Aileron, Left	1	
	62361-01		SPAR ASSEMBLY - Aileron, right	1	
-3	62372-01		ANGLE -Aileron push rod	1	
-4	62372-00		ANGLE - Aileron push rod	1	
-5	62373-00		DOUBLER - Aileron hinge, inboard left, outboard right	1	
	62373-01		DOUBLER - Aileron hinge, inboard right, outboard left	1	
-6	62367-00		CHANNEL - Aileron push rod	1	
-7	65388-34	A	BALANCE WEIGHT ASSEMBLY - Left	1	28-1 to 28-1450 inclusive
	65388-35	A	BALANCE WEIGHT ASSEMBLY - Right	1	28-1 to 28-1450 inclusive
	66766-00		BALANCE WEIGHT ASSEMBLY - Left	1	28-1451 and up
	66766-01		BALANCE WEIGHT ASSEMBLY - Right	1	28-1451 and up
-8	62365-00	A	SKIN - Aileron, left	1	28-1 to 28-1450 inclusive
	62365-01	A	SKIN - Aileron, right	1	28-1 to 28-1450 inclusive
	65299-00	C	SKIN - Aileron, left	1	
	65299-01	C	SKIN - Aileron, right	1	
	68106-00	B	SKIN - Aileron, left	1	28-10720 and up
	68106-01	B	SKIN - Aileron, right	1	28-10720 and up
	68106-02	F	SKIN - Aileron, left	1	
	68106-03	F	SKIN - Aileron, right	1	
-9	62366-00		RIB - Aileron, left inboard, right outboard	1	28-1 to 28-1450 inclusive
	62366-01		RIB - Aileron, right inboard, left outboard	1	28-1 to 28-1450 inclusive
	65265-00		RIB - Aileron, left inboard, right outboard	1	28-1451 and up
	65265-01		RIB - Aileron, right inboard, left outboard	1	28-1451 and up
			A- Used on PA-28-150, PA-28-160 and PA-28-180 only.		
			B- Used on PA-28-235 airplanes only.		
			C- Used on PA 28-140 with serial numbers 28-20002 to 28-21595 inclusive, PA-28-150, PA-28-160 and PA-28-180 with serial number 28-1451 to 28-3177 inclusive, and PA-28-235 with serial numbers 28-10003 to 28-10719 inclusive.		
			D- Used on PA-28-140 with serial numbers 28-21 596 to 28-25382 inclusive, PA-28-150, PA-28-160 and PA-28-180 with serial numbers 28-3178 to 28-5287 inclusive, and PA-28R-180 with serial numbers 28R-30005 to 28R-30481 inclusive, and 28R-30483 to 28R-31086 inclusive.		
			E- Used on PA-28-140 with serial numbers 28-25383 and up, PA-28-180 with serial numbers 28-5288 and up, PA-28R-180 with serial numbers 28R-3087 and up, and PA-28R-200 with serial numbers 28R-30482, 28R-35001 and up.		
			F- Used on PA-28-140 with serial numbers 28-21596 and up, PA-28-150, PA-28-160 and PA-28-180 with serial numbers 28-3178 and up, PA-28R-180 and PA-28R-200 airplanes.		

When ordering, always specify Part Number, Description, and Serial Number of Aircraft

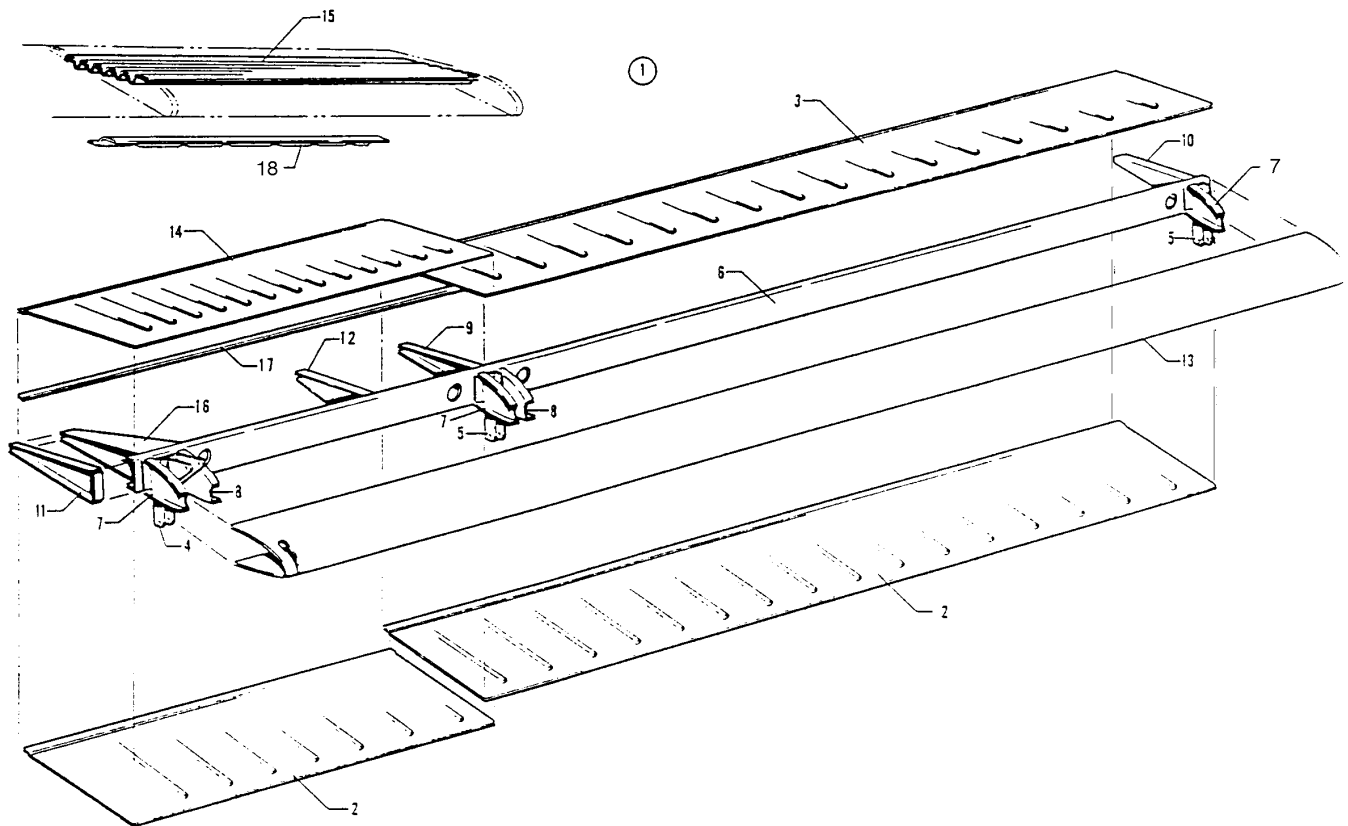


Figure 7. Flap Assembly

## PIPER PARTS CATALOG

Figure and Index Number	Part Number	Code	NOMENCLATURE	No. Req.	SERIAL NUMBERS AFFECTED
7-1	62320-00	B	FLAP ASSEMBLY - left	1	
	65591-00	A	FLAP ASSEMBLY - left	1	
	62320-02	B	FLAP ASSEMBLY - Right	1	
	65590-01	A	FLAP ASSEMBLY - Right	1	
-2	62321-00	B	SKIN - Flap, bottom, left	1	
	62321-01	B	SKIN - Flap, bottom, right	1	
	65592-00	A	SKIN - Flap, bottom, left, inboard	1	
	65592-01	A	SKIN - Flap, bottom, right, inboard	1	
	65588-00	A	SKIN - Flap, bottom, left and right, outboard	1	
-3	62322-00	B	SKIN - Flap, top, left	1	
	62322-02	B	SKIN - Flap, top, right, outboard	1	
	65589-00	A	SKIN - Flap, top, left and right, outboard	1	
-4	62324-00		HINGE - Flap, inboard, left	1	
	62324-01		HINGE - Flap, inboard, right	1	
-5	62323-00	C	BRACKET - Flap hinge center and outboard	2	
	65899-00	D	BRACKET - Flap hinge center and outboard	2	
-6	62327-00		SPAR - Flap	1	
-7	62328-00		RIB - left flap	3	
	62328-01		RIB Right flap	3	
-8	62328-01		RIB - left flap	2	
	62328-00		RIB - Right flap	2	
-9	62329-00	B	RIB - Flap, left and right, wing, Sta. 49	1	
	62332-02	A	RIB - Flap, left, wing, Sta. 49	1	
	62332-00	A	RIB - Flap, right, wing, Sta.49	1	
-10	62330-00		RIB - Flap, left	1	
	62330-01		RIB - Flap, right	1	
-11	62331-00		RIB - Flap, left, inboard	1	
	62331-01		RIB - Flap, right, inboard	1	
-12	62332-00	B	RIB - Flap, right, wing, Sta. 41	1	
<p>A- Used on PA-28-235 with serial numbers 28-10720 and up, PA-28-140 with serial numbers 28-21596 and up, PA-28-150, PA-28-160 and PA-28-180 with serial numbers 28-3178 and up, PA-28R-180 and PA-28R-200 airplanes.</p> <p>B- Used on PA-28-235 with serial numbers 28-10003 to 29-10719 inclusive, PA-28-140 with serial numbers 28-20002 to 28-21595 inclusive, PA-28-150, PA-28-160 and PA-28-180 with serial numbers 28-1 to 28-3177 inclusive</p> <p>C- Used on PA-28-140 with serial numbers 28-20002 to 28-23544 inclusive, PA-28-150, PA-28-160 and PA-28-180 with serial numbers 28-1 to 28-4254 inclusive, PA-28-235 with serial numbers 28-10003 to 23-10983 inclusive and PA-28R-180 with serial numbers 28R-30005 to 28R-30060 inclusive.</p> <p>D- Used on PA-28-140 with serial numbers 28-23545 and up. PA-28-150, PA-28-160 and PA-28-180 with serial numbers 28-4255 and up, PA-28-235 with serial numbers 28-10984 and up, PA-28R-180 with serial numbers 28R-30061 to 28R-30481 inclusive 28R-30483 and up. and PA-28R-200 with serial numbers 29R-30482, 28R-35001 and up.</p>					

When ordering, always specify Part Number, Description, and Serial Number of Aircraft

## PIPER PARTS CATALOG

Figure and Index Number	Part Number	Code	NOMENCLATURE	No. Req.	SERIAL NUMBERS AFFECTED
7-13	62333-00	B	SKIN - Flap, left, nose	1	
	62333-01	B	SKIN - Flap, right, nose	1	
	65586-04	A	SKIN - Flap, left, nose	1	
	65586-05	A	SKIN - Flap, right, nose	1	
-14	62334-00	B	SKIN - Flap, top, right, inboard	1	
	65594-01	A	SKIN - Flap, top, right, inboard	1	
	65587-00	A	SKIN - Flap, top, left, inboard	1	
-15	62335-00	B	CORRUGATION - Flap, top, right, inboard	1	
	65593-01	A	CORRUGATION - Flap, top, right, inboard	1	
-16	62336-00		DOUBLER ASSEMBLY - left	1	
	62336-08		DOUBLER ASSEMBLY - Right	1	
-17	62320-03		STRIP - Flap rear edge	1	
-18	62320-04	B	ZEE - Flap, inboard right	1	
	65595-01	A	ZEE - Flap, inboard right	1	
<p>A- Used on PA-28-235 with serial numbers 28-10720 and up, PA-28-140 with serial numbers 28-21596 and up, PA-28-150, PA-28-160 and PA-28-180 with serial numbers 28-3178 and up, PA-28R-180 and PA-28R-200 airplanes.</p> <p>B- Used on PA-28-235 with serial numbers 28-10003 to 28-10719 inclusive, PA-28-140 with serial numbers 28-20002 to 28-21595 inclusive, PA-28-150, PA-28-160 and PA-28-180 with serial numbers 28-1 to 28-3177 inclusive.</p>					

When ordering, always specify Part Number, Description, and Serial Number of Aircraft

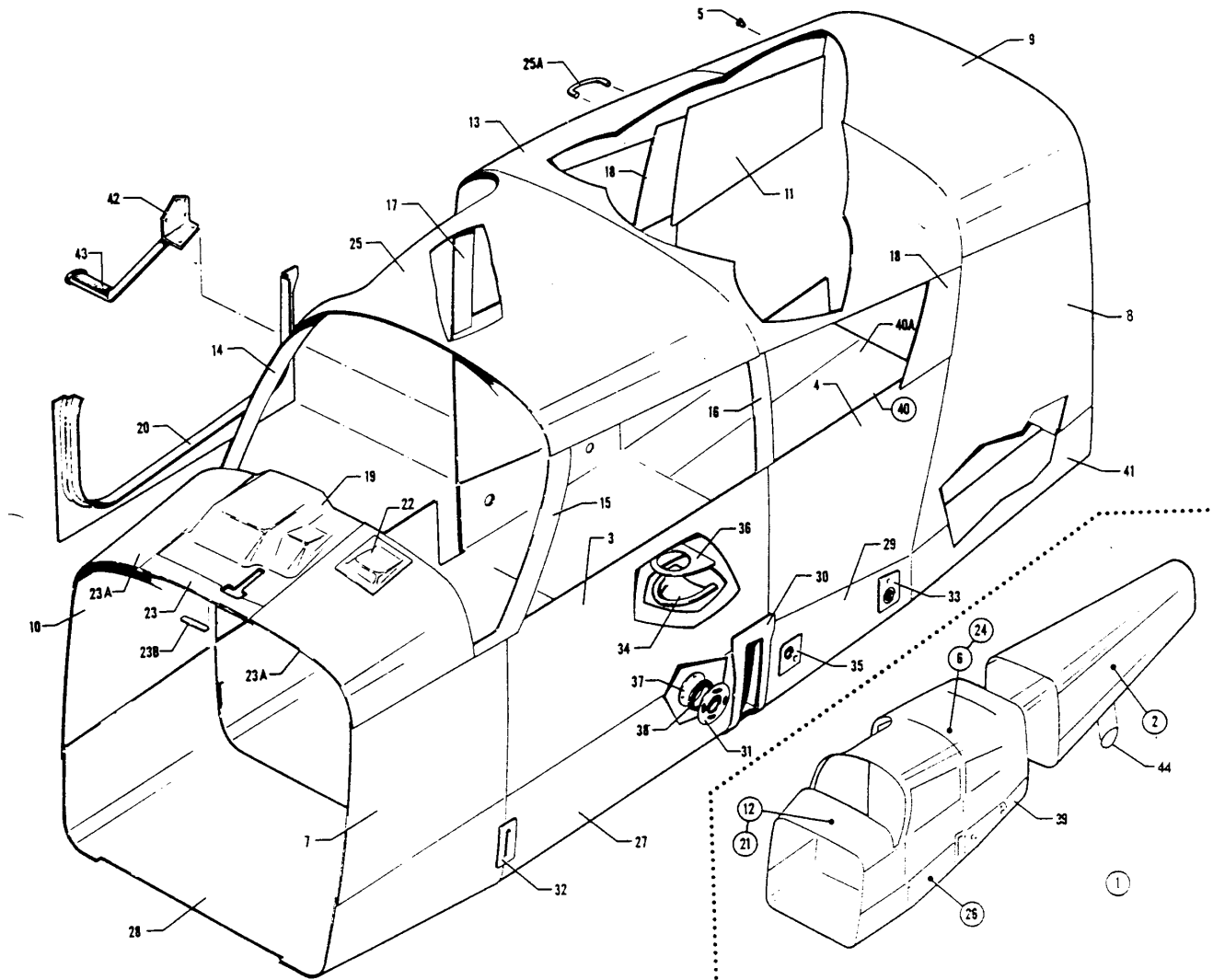


Figure 8. Complete Fuselage  
 (PA-28-150-160-180 - Serial Nos. 28-1 to 28-4377 inclusive  
 (PA-28-235 - Serial Nos. 28-10003 to 28-11039 inclusive  
 (PA-28-140 - Serial Nos. 28-20002 and up)

## PIPER PARTS CATALOG

Figure and Index Number	Part Number	Code	NOMENCLATURE	No. Req.	SERIAL NUMBERS AFFECTED
8-	62400		DRAWING - Fuselage Assembly (Complete)		28-1 to 28-1760 inclusive
	62299	E	DRAWING - Fuselage Assembly (Complete)		28-1761 to 28-4377 inclusive
	65073	B	DRAWING - Fuselage Assembly (Complete)		28-10003 to 28-10486inclusive
	66445	B	DRAWING - Fuselage Assembly (Complete)		28-10487 to 28-11039inclusive
	62284	C	DRAWING - Fuselage Assembly (Complete)		28-20002 to 28-24999inclusive
	66665	C	DRAWING - Fuselage Assembly (Complete)		23-25000 to 28-7225612 incl.
	99981	C	DRAWING - Fuselage Assembly (Complete)		28-7325001 and up
-1	62419 00	E	FUSELAGE ASSEMBLY	1	28-1 to 28-670 inclusive
	62419-17	E	FUSELAGE ASSEMBLY	1	28-671 to 28-990 inclusive
	62419-21	E	FUSELAGE ASSEMBLY	1	28-991 to 28-1760 inclusive
	62884-00	E	FUSELAGE ASSEMBLY	1	28-1761 to 28-2477 inclusive
	66611-00	E	FUSELAGE ASSEMBLY	1	28-2478 to 28-3377 inclusive
	66611-11	E	FUSELAGE ASSEMBLY	1	28-3378 to 28-4377 inclusive
	65087-00	B	FUSELAGE ASSEMBLY	1	28-10003 to 28-10486inclusive
	65444-00	B	FUSELAGE ASSEMBLY	1	28-10487 to 28-10675inclusive
	65476-00	B	FUSELAGE ASSEMBLY	1	28-10676 to 28-10719 inclusive
	65624-00	B	FUSELAGE ASSEMBLY	1	28-10720 to 28-11039inclusive
	62285-00	C	FUSELAGE ASSEMBLY	1	28-20002 to 28-20280 inclusive
	62882-00	C	FUSELAGE ASSEMBLY	1	28-20281 to 28-21845 inclusive, 28-21931 to 28-21934 inclusive
	62882-03	C	FUSELAGE ASSEMBLY	1	28-21846 to 28-21930inclusive, 28-21935 to 28-24999 inclusive
	68694-00	C	FUSELAGE ASSEMBLY	1	28-25000 to 28-26400inclusive
	66694-05	C	FUSELAGE ASSEMBLY	1	28-26401 to 28-26956inclusive
	66694-07	C	FUSELAGE ASSEMBLY	1	28-7125001 to 28-712565
	66694-09	C	FUSELAGE ASSEMBLY	1	28-7225001 to 28-722561
	66694-11	C	FUSELAGE ASSEMBLY	1	28-7325001 to 28-7325684incl.
	79131-00	C	FUSELAGE ASSEMBLY	1	28-7425001 to 28-7425298 incl. 28-7425300 to 28-7425454 incl.
	79131-04	C	FUSELAGE ASSEMBLY	1	28-7425299, 28-7525001 to 28-7625030 inclusive
	79549-00	C	FUSELAGE ASSEMBLY	1	28-7525031 and up
	99466-00	D,E	AFT SECTION - Fuselage	1	28-1 to 28-4377 inclusive
	99466-02	B,D	AFT SECTION - Fuselage	1	28-10003 to 28-10719inclusive
	99466-03	B,D	AFT SECTION - Fuselage	1	28-10720 to 28-11039 inclusive
	99466-04	C,D	AFT SECTION - Fuselage	1	28-20002 to 28-7325684 incl.
	99466-12	C,D,F	AFT SECTION - Fuselage	1	28-25001, 28-7125472 to 28-7325684 inclusive
-2	99466-09	C,D	AFT SECTION - Fuselage	1	28-7425001 and up
	99466-13	C,D,F	AFT SECTION - Fuselage	1	28-7425001 and up
		A-	Used on PA-28-140 with serial numbers 28-20002 and up, PA-28-150, PA-28-160 and PA-28-180 with serial numbers 28-1 to 28-4377 inclusive, and PA-28-235 with serial numbers 28-10003 to 28-11039 inclusive.		
		B-	Used on PA-28-235 airplanes only.		
		C-	Used on PA-28-140 airplanes only.		
		D-	See Figure 15 for component parts.		
		E-	Used on PA-28-150, PA-28-160 and PA-28-180 only.		
		F-	Used if air conditioning is installed.		

When ordering, always specify Part Number, Description, and Serial Number of Aircraft

PA-28-140  
PA-28-150  
PA-28-160  
PA-28-180  
PA-28-235

## PIPER PARTS CATALOG

Figure and Index Number	Part Number	Code	NOMENCLATURE	No. Req.	SERIAL NUMBERS AFFECTED
8-3	62419-03	C	SKIN - left side	1	28-20002 to 28-24999inclusive
	76474-02	C	SKIN - left side	1	28-25000 to 28-7625030 incl,
	76474-902	C	SKIN - left side	1	28-7625031 and up
	62419-03	F	SKIN - left side	1	
-4	76474-02	D	SKIN - left side	1	
	62419-04	F	SKIN - left side	1	
	76476-00	G	SKIN - left side	1	
	76476-900	C	SKIN - left side	1	28-7625031 and up
	62419-10	F	SKIN - Right side	1	
	76476-01	G	SKIN - Right side	1	
-5	76476-901	C	SKIN - Right side	1	28-7625031 and up
	487 632		STUD - Fastener (63316) (used with eyelet type baggage straps)	1	
	487 674		STUD - Fastener (XX-16362 x 3/8) (used with socket type baggage straps)	1	
-6	62419-09	E	COCKPIT ASSEMBLY - Fuselage	1	28-1 to 28-670 inclusive
	62419-18	E	COCKPIT ASSEMBLY - Fuselage	1	28-671 to 28-990 inclusive
	62419-20	E	COCKPIT ASSEMBLY - Fuselage	1	28-991 to 28-1760 inclusive
	62884-02	E	COCKPIT ASSEMBLY - Fuselage	1	28-1761 to 28-2477 inclusive
	65611-02	E	COCKPIT ASSEMBLY - Fuselage	1	28-2478 to 28-3377 inclusive
	65611-10	E	COCKPIT ASSEMBLY - Fuselage	1	28-3378 to 28-4377 inclusive
	65087-03	B	COCKPIT ASSEMBLY - Fuselage	1	28-10003 to 28-10486 inclusive
	65441-02	B	COCKPIT ASSEMBLY - Fuselage	1	28-10487 to 28-10675inclusive
	65476-02	B	COCKPIT ASSEMBLY - Fuselage	1	28-10676 to 28-10719inclusive
	65624-02	B	COCKPIT ASSEMBLY - Fuselage	1	28-10720 to 28-11039 inclusive
	62285-05	C	COCKPIT ASSEMBLY - Fuselage	1	28-20002 to 28-20280inclusive
	62882-02	C	COCKPIT ASSEMBLY - Fuselage	1	28-20281 to 28-21845 inclusive
					28-21931 to 28-21934inclusive
	62882-04	C	COCKPIT ASSEMBLY - Fuselage	1	28-21846 to 28-21930inclusive
					28-21935 to 28-24999 inclusive
	66694-02	C	COCKPIT ASSEMBLY - Fuselage	1	28-25000 to 28-26400inclusive
	66694-06	C	COCKPIT ASSEMBLY - Fuselage	1	28-26401 to 28-26956 inclusive
	66694-08	C	COCKPIT ASSEMBLY - Fuselage	1	28-7125001 to 28-7125651 incl.
	66694-10	C	COCKPIT ASSEMBLY - Fuselage	1	28-7225001 to 28-7225612incl.
	66694-12	C	COCKPIT ASSEMBLY - Fuselage	1	28-7325001 to 28-7325684incl.
	79131-02	C	COCKPIT ASSEMBLY- Fuselage	1	28-7425001 to 28-7425298 incl.
					28-7425300 to 28-7425454incl.
	79131-03	C	COCKPIT ASSEMBLY- Fuselage	1	28-7425299, 28-7525001 to
					28-7625030 incl,
	79549-903	C	COCKPIT ASSEMBLY - Fuselage	1	28-7625031 and up
		A-	Used on PA-28-140 with serial numbers 28-20002 and up, PA-28-150, PA 28-160 and PA-28-180 with serial numbers 28-1 to 28-4377 inclusive, and PA-28-235 with serial numbers 28-10003 to 28-11039 inclusive.		
		B-	Used on PA-28-235 airplanes only.		
		C-	Used on PA-28-140 airplanes only.		
		D-	Used on PA-28-150, PA-28-160 and PA-28-180 with serial numbers 28-2478 to 28-4377 inclusive, and PA-28-235 with serial numbers 28-10676 to 28-11039 inclusive.		
		E-	Used on PA-28-150, PA-28-160 and PA-28-180 only.		
		F-	Used on PA-28-150, PA-28-160 and PA-28-180 with serial numbers 28-1 to 28-2477 inclusive, and PA-28-235 with serial numbers 28-10003 to 28-10675 inclusive.		
		G-	Used on PA-28-150, PA-28-160 and PA-28-180 with serial numbers 28-2478 to 28-4377 inclusive, PA-28-235 with serial numbers 28-10676 to 28-11039 inclusive, and PA-28-140 with serial number 28-20002 to 28-7625030 inclusive.		

When ordering, always specify Part Number, Description, and Serial Number of Aircraft

PA-28-140  
PA-28-150  
PA-28-160  
PA-28-180  
PA-28-235



## PIPER PARTS CATALOG

Figure and Index Number	Part Number	Code	NOMENCLATURE	No. Req.	SERIAL NUMBERS AFFECTED
8-7	62419-02	B	SKIN - Cockpit, left front	1	28-1 to 28-1760 inclusive
	62419-02	C	SKIN - Cockpit, left front	1	28-20002 to 28-24999 inclusive
	66694-04	C	SKIN - Cockpit, left front	1	28-25000 to 28-7625030 incl.
	79563-900	C	SKIN - Cockpit, left front	1	28-7625031 and up
	65087-05	B	SKIN - Cockpit, left front	1	28-10003 to 28-10675 inclusive
	65087-05	F	SKIN - Cockpit, left front	1	28-1761 to 28-2477 inclusive
	66611-07	D	SKIN - Cockpit, left front	1	
-8	79570-00	G	SKIN - Cockpit, left rear	1	
	79570-900	C	SKIN - Cockpit, left rear	1	28-7625031 and up
-9	79677-02	G	SKIN - Cockpit, top rear	1	
	79577-901	C	SKIN - Cockpit, top rear	1	28-7625031 and up
-10	62419-07	F	SKIN - Cockpit, right front	1	28-1 to 28-544 inclusive
	62419-16	F	SKIN - Cockpit, right front	1	28-545 to 28-1760 inclusive
	62419-16	C	SKIN - Cockpit, right front	1	28-20002 to 28-24999 inclusive
	66694-03	C	SKIN - Cockpit, right front	1	28-25000 to 28-7625030 incl.
	79563-904	C	SKIN - Cockpit, right front	1	28-7625031 and up
	65087-04	B	SKIN - Cockpit, right front	1	28-10003 to 28-10675 inclusive
	60087-04	F	SKIN - Cockpit, right front	1	28-1761 to 28-2477 inclusive
	65611-06	D	SKIN - Cockpit, right front	1	
	62419-08	B,F	SKIN - Cockpit, right side rear	1	
	79670-00	C	SKIN - Cockpit, right side rear	1	28-20002 to 28-7625030 incl.
-11	79570-901	C	SKIN - Cockpit, right side rear	1	28-7625031 and up
	62420-00	F	UPPER COCKPIT ASSEMBLY - Complete	1	28-1 to 28-990 inclusive
-12	62873-00	E	UPPER COCKPIT ASSEMBLY - Complete	1	
	62873-07	C	UPPER COCKPIT ASSEMBLY - Complete	1	28-21846 to 28-21930 inclusive, 28-21935 to 28-24999 inclusive
	66699-00	C	UPPER COCKPIT ASSEMBLY - Complete	1	28-25000 to 28-26400 incl.
	66699-06	C	UPPER COCKPIT ASSEMBLY - Complete	1	28-26401 to 28-26956 inc.
	99388-00	C	UPPER COCKPIT ASSEMBLY - Complete	1	28-7125001 to 28-7125661 incl.
	99388-06	C	UPPER COCKPIT ASSEMBLY - Complete	1	28-7225001 to 28-7225612 incl.,
	99388-08	C	UPPER COCKPIT ASSEMBLY - Complete	1	28-7325001 to 28-7325684 incl.
	76364-00	C	UPPER COCKPIT ASSEMBLY - Complete	1	28-7425001 to 28-7425298 incl, 28-7425300 to 28-7425454 incl
	76364-02	C	UPPER COCKPIT ASSEMBLY - Complete	1	28-7425299, 28-7525001 to 28-7625030 inclusive
	79649-908	C	UPPER COCKPIT ASSEMBLY - Complete	1	28-7625031 and up
	62375-05	F	UPPER COCKPIT ASSEMBLY - Complete	1	28-1761 to 28-3377 inclusive
	62375-10	F	UPPER COCKPIT ASSEMBLY - Complete	1	28-3378 to 28-4377 inclusive
			A- Used on PA-28-140 with serial numbers 28-20002 and up, PA-28-150, PA-28-160 and PA-28-180 with serial numbers 28-1 to 28-4377 inclusive, and PA-28-235 with serial number 28-10003 to 28-11039 inclusive.		
			B- Used on PA-28-235 airplanes only.		
			C- Used on PA-28-140 airplanes only.		
			D- Used on PA-28-150, PA-28-160 and PA-28-180 with serial number 28-2478 to 28-4377 inclusive, and PA-28-235 with serial number 28-10676 to 28-11039 inclusive.		
			E- Used on PA-28-150, PA-28-160 and PA-28-180 with serial number 28-491 to 28-1760 inclusive, and PA-28-140 with serial number 28-20002 to 28-21845 inclusive, and 28-21931 to 28-21934 inclusive.		
			F- Used on PA-28-150, PA-28-160 and PA-28-180 only.		
			G- Used on PA-28-140 with serial numbers 28-20002 to 28-7625030 inclusive, PA-28-150, PA-28-160 and PA-28-180 with serial number 28-1 to 28-4377 inclusive, and PA-28-235 with serial number 28-10003 to 28-11039 inclusive.		

When ordering, always specify Part Number, Description, and Serial Number of Aircraft

PA-28-140  
PA-28-150  
PA-28-160  
PA-28-180  
PA-28-235

## PIPER PARTS CATALOG

Figure and Index Number	Part Number	Code	NOMENCLATURE	No. Req.	SERIAL NUMBERS AFFECTED
8-12	65088-00	B	UPPER COCKPIT ASSEMBLY - Complete	1	28-10003 to 28-10486 inclusive
	65443-03	B	UPPER COCKPIT ASSEMBLY - Complete	1	28-10487 to 28-10719 inclusive
	65563-00	B	UPPER COCKPIT ASSEMBLY - Complete	1	28-10720 to 28-11039 inclusive
-13	62420-09	C	SKIN - Upper cockpit, top center	1	28-20002 to 28-24999 inclusive
	79573-00	C	SKIN - Upper cockpit, top center	1	28-25000 to 28-7625030 incl.
	79573-900	C	SKIN - Upper cockpit, top center	1	28-7625031 and up
	62420-09	F	SKIN - Upper cockpit, top center	1	
	62420-09	B	SKIN - Upper cockpit, top center	1	28-10003 to 28-10719 inclusive
-14	65563-03	B	SKIN - Upper cockpit, top center	1	28-10720 to 28-11039 inclusive
	62420-11	G	SKIN - Windshield, right side trim	1	
	79561-03	C	SKIN - Windshield, right side trim	1	28-7625031 and up
-15	62420-22	E	SKIN - Windshield, left side trim	1	
	76255-00	C	SKIN - Windshield, left side trim	1	28-7425001 and up
-16	62490-00	E	SKIN - Window trim, left side center	1	
	79132-00	C	SKIN - Window trim, left side center	1	28-7425001 and up
-17	62491-00	E	SKIN - Window trim, right side front	1	
	79133-00	C	SKIN - Window trim, right side front	1	28-7425001 and up
-18	62693-00	E	SKIN - Upper cockpit, left side rear window	1	
	79176-00	C	SKIN - Upper cockpit, right side rear window	1	28-7425001 and up
	62693-01	E	SKIN - Upper cockpit, right side rear window	1	
	79176-01	C	SKIN - Upper cockpit, right side rear window	1	28-7425001 and up
-19	62691-00	F	SKIN ASSEMBLY - Upper cockpit assembly	1	28-1 to 28-1760 inclusive
	62691-00	C	SKIN ASSEMBLY - Upper cockpit assembly	1	28-20002 to 28-24999 inclusive
	62691-03	B	SKIN ASSEMBLY - Upper cockpit assembly	1	28-10003 to 28-10486 inclusive
	63081-00	D	SKIN ASSEMBLY - Upper cockpit assembly	1	
-20	62493 00	G	PAN - Upper cockpit, outboard	1	
	79647-02	C	PAN - Upper cockpit, outboard	1	28-7625031 and up
			<p>A- Used on PA-28-140 with serial numbers 28-20002 and up, PA-28-150, PA-28-160 and PA-28-180 with serial numbers 28-1 to 28-4377 inclusive, and PA-28-235 with serial number 28-10003 to 28-11039 inclusive.</p> <p>B- Used on PA-28-235 airplanes only.</p> <p>C- Used on PA-28-140 airplanes only.</p> <p>D- Used on PA-28-150, PA-28-160 and PA-28-180 with serial number 28-1761 to 28-4377 inclusive, and PA-28-235 with serial number 28-10487 to 28-11039 inclusive.</p> <p>E- Used on PA-28-140 with serial numbers 28-20002 to 28-7325684 inclusive, PA-28-150, PA-28-160 and PA-28-180 with serial number 28-1 to 28 4377 inclusive, and PA-28-235 with serial numbers 28-10003 to 28-11039 inclusive.</p> <p>F- Used on PA-28-150, PA-28-160 and PA-28-180 only.</p> <p>G- Used on PA-28-140 with serial numbers 28-20002 to 28-7625030 inclusive, PA-28-150, PA-28-160 and PA-28-180 with serial numbers 28-1 to 28-4377 inclusive, and PA-28-235 with serial numbers 28-10003 to 28-11039 inclusive.</p>		

When ordering, always specify Part Number, Description, and Serial Number of Aircraft

PA-28-140  
PA-28-150  
PA-28-160  
PA-28-180  
PA-28-235

## PIPER PARTS CATALOG

Figure and Index Number	Part Number	Code	NOMENCLATURE	No. Req.	SERIAL NUMBERS AFFECTED
8-21	62420-14	E,F	UPPER COCKPIT ASSEMBLY - Forward	1	28-1 to 28-1760 inclusive
	62420-14	C,E	UPPER COCKPIT ASSEMBLY - Forward	1	28-20002 to 28-21845 inclusive,
					28-21931 to 28-21934 inclusive
	62420-21	C,E	UPPER COCKPIT ASSEMBLY - Forward	1	28-21846 to 28-21930 inclusive,
					28-21935 to 28-24999 inclusive
	66699-02	C,E	UPPER COCKPIT ASSEMBLY - Forward	1	28-25000 to 28-26400 inclusive
	66699-07	C,E	UPPER COCKPIT ASSEMBLY - Forward	1	28-26401 to 28-26956 inclusive
	99388-02	C,E	UPPER COCKPIT ASSEMBLY - Forward	1	28-7125001 to 28-7225612 incl.
	99388-07	C,E	UPPER COCKPIT ASSEMBLY - Forward	1	28-7325001 to 28-7325684 incl.
	99388-10	C,E	UPPER COCKPIT ASSEMBLY - Forward	1	28-7425001 to 28-7425298 incl.
					28-7425300 to 28-7425454 incl.
	99388-14	C,E	UPPER COCKPIT ASSEMBLY - Forward	1	28-7425299, 28-7525001 to
					28-7625030 inclusive
	79549-909	C,E	UPPER COCKPIT ASSEMBLY - Forward	1	28-7625031 and up
	62375-06	E,F	UPPER COCKPIT ASSEMBLY - Forward	1	28-1761 to 28-3377 inclusive
-22	62375-11	E,F	UPPER COCKPIT ASSEMBLY - Forward	1	28-3378 to 28-4377 inclusive
	65088-02	B,E	UPPER COCKPIT ASSEMBLY - Forward	1	28-10003 to 28-10486 inclusive
-23	65443-04	B,E	UPPER COCKPIT ASSEMBLY - Forward	1	28-10487 to 28-10719 inclusive
	65563-02	B,E	UPPER COCKPIT ASSEMBLY - Forward	1	28-10720 to 28-11039 inclusive
-23a	63596-00	F	COVER - Forward upper cockpit	1	28-2053 to 28-4377 inclusive
	63596-00	B	COVER - Forward upper cockpit	1	28-10591 to 28-11039 inclusive
	65179-00	B	FILLER - Upper cockpit, forward	1	28-10003 to 28-10486 inclusive
	62406-00	B	FILLER - Upper cockpit, forward	1	28-10487 to 28-11039 inclusive
	62406-00	F	FILLER - Upper cockpit, forward	1	28-1761 to 28-4377 inclusive
	62507 00	C	FILLER - Upper cockpit, forward	1	28-7625031 and up
	62420-04	F	SKIN - Instruments cover, left	1	28-1 to 28-1760 inclusive
	62420-04	C	SKIN - Instruments cover, left	1	28-20002 to 28-24999 inclusive
	65088-04	B	SKIN - Instruments cover, left	1	28-10003 to 28-10486 inclusive
	62375-04	F	SKIN - Instruments cover, left	1	28-1761 to 28-2052 inclusive
	62375-04	B	SKIN - Instruments cover, left	1	28-10487 to 28-10690 inclusive
	62375-07	F	SKIN - Instruments cover, left	1	28-2053 to 28-4377 inclusive
	62375-07	B	SKIN - Instruments cover, left	1	28-10591 and up
	62420-05	F	SKIN - Instruments cover, right	1	28-1 to 28-1760 inclusive
	62420-05	C	SKIN - Instruments cover, right	1	28-20002 to 28-24999 inclusive
-23b	65088-03	B	SKIN - Instruments cover, right	1	28-10003 to 28-10486 inclusive
	62375-03	D	SKIN - Instruments cover, right	1	
	66699-05	C	SKIN - Instruments cover, complete	1	28-25000 to 28-26956 inclusive
	99388-05	C	SKIN - Instruments cover, complete	1	28-7125001 to 28-7225612 incl.
	99388-09	C	SKIN - Instruments cover, complete	1	28-7425001 to 28-7425298 incl.
					28-7425300 to 28-7425454 incl.
	79569-00	C	SKIN - Instruments cover, complete	1	28-7425299, 28-7525001 to
					28-7625030 inclusive
	79569-900	C	SKIN - Instruments cover, complete	1	28-7625031 and up
	68817-50	C	DOUBLER - Forward upper cockpit, top	1	28-7625031 and up
			A- Used on PA-28-140 with serial number 28-20002 and up, PA-28-150, PA-28-160 and PA-28-180 with serial numbers 28-1 to 284377 inclusive, and PA-28-235 with serial numbers 28-10003 to 28-11039 inclusive.		
			B- Used on PA-28-235 airplanes only.		
			C- Used on PA-28-140 airplanes only.		
			D- Used on PA-28-150, PA-28-160 and PA-28-180 with serial numbers 28-1761 to 28-4377 inclusive, and PA-28-235 with serial numbers 28-10487 to 28-11039 inclusive.		
			E- See Figure 10 for component parts.		
			F- Used on PA-28-150, PA-28-160 and PA-28-180 only.		

When ordering, always specify Part Number, Description, and Serial Number of Aircraft

PA-28-140  
PA-28-150  
PA-28-160  
PA-28-180  
PA-28-235

# PIPER PARTS CATALOG

Figure and Index Number	Part Number	Code	NOMENCLATURE	No. Req.	SERIAL NUMBERS AFFECTED
8-24	62420-15	G	UPPER CENTER COCKPIT ASSEMBLY	1	28-1 to 28-990 inclusive
	62873-02	E,G	UPPER CENTER COCKPIT ASSEMBLY	1	
	62873-09	C,G	UPPER CENTER COCKPIT ASSEMBLY	1	28-26401 to 28-7325684 incl.
	62873-13	C,G	UPPER CENTER COCKPIT ASSEMBLY	1	28-7425001 to 28-7625030 incl.
	79549-910	C,G	UPPER CENTER COCKPIT ASSEMBLY	1	28-7625031 and up
	65563-07	B,G	UPPER CENTER COCKPIT ASSEMBLY	1	28-10720 to 28-11039 inclusive
-25	62420-03		SKIN - Top front	1	28-1 to 28-990 inclusive
	79576-00		SKIN - Top front	1	28-991 and up
	79576-900	C	SKIN - Top front	1	28-7625031 and up
-25a	761 077	J,W	KIT - Cabin assist handle replacement	1	
	481 772	C,W	HANDLE - (N1 2865)		128-7525262 and up
-26	62422-00	F,H	LOWER COCKPIT ASSEMBLY - Complete	1	28-1 to 28-1 760 inclusive
	62315-00	F,H	LOWER COCKPIT ASSEMBLY - Complete	1	28-1761 to 28-2477 inclusive
	65600-00	F,H	LOWER COCKPIT ASSEMBLY - Complete	1	28-2478 to 28-4377 inclusive
	65089-00	B,H	LOWER COCKPIT ASSEMBLY - Complete	1	28-10003 to 28-10486 inclusive
	65089-04	B,H	LOWER COCKPIT ASSEMBLY - Complete	1	28-10487 to 28-10675 inclusive
	65467-00	B,H	LOWER COCKPIT ASSEMBLY - Complete	1	28-10676 to 28-10719 inclusive
	65534-00	B,H	LOWER COCKPIT ASSEMBLY - Complete	1	28-10720 to 28-1 1039 inclusive
	62422-14	C,H	LOWER COCKPIT ASSEMBLY - Complete	1	28-20002 to 28-20280 inclusive
	62314-00	C,H	LOWER COCKPIT ASSEMBLY - Complete	1	28-20281 to 28-24999 inclusive
	62314-03	C,H	LOWER COCKPIT ASSEMBLY - Complete	1	28-25000 to 28-26956 inclusive
	62314-06	C,H	LOWER COCKPIT ASSEMBLY - Complete	1	28-7125001 to 28-7125651 incl.
	62314-07	C,H	LOWER COCKPIT ASSEMBLY - Complete	1	28-7225001 to 28-7325684 incl.
	62314-08	C,H	LOWER COCKPIT ASSEMBLY - Complete	1	28-7425001 to 28-7625030 incl.
	79549-905	C,H	LOWER COCKPIT ASSEMBLY - Complete	1	28-7625031 and up
-27	62422-02	F	SKIN - Cockpit, center front, bottom	1	28-1 to 28-1760 inclusive
	62422-02	B	SKIN - Cockpit, center front, bottom	1	28-10003 to 28-10675 inclusive
	62422-02	C	SKIN - Cockpit, center front, bottom	1	28-20002 to 28-20280 inclusive
	62315-03	D	SKIN - Cockpit, center front, bottom	1	
		A-	Used on PA-28-140 with serial numbers 28-20002 and up, PA-28-150, PA-28-160 and PA-28-180 with serial numbers 28-1 to 28-4377 inclusive. and PA-28-235 with serial numbers 28-10003 to 28-11039 inclusive-		
		B-	Used on PA-28-235 airplanes only.		
		C-	Used on PA-28-140 airplanes only.		
		D-	Used on PA-28-140 with serial numbers 28-20281 to 28-24999 inclusive, PA-28-150, PA-28-160 and PA-28-180 with serial numbers 28-1761 to 28-2477 inclusive,		
		E-	Used on PA-28-140 with serial numbers 28-20002 to 28-26400 inclusive, PA-28-150, PA-28-160 and PA-28-180 with serial numbers 28-991 to 28-4377 inclusive, and PA-28-235 with serial numbers 28-10003 to 28-10719 inclusive.		
		F-	Used on PA-28-150, PA-28-160 and PA-28-180 airplanes only.		
		G-	See Figure 12 for component parts.		
		H-	See Figure 13 and 14 for component parts.		
		J-	Used on PA-28-140 with serial numbers 28-20002 to 28-7525261 inclusive, PA-28-150, PA-28-160 and PA-28-180 with serial numbers 28-1 to 28-4377 inclusive, and PA-28-235 with serial numbers 28-1 0003 to 28-11039 inclusive.		
		W-	These parts must be ordered from Service Spares Department, Piper Aircraft, Lock Haven, Penna.		

When ordering, always specify Part Number, Description, and Serial Number of Aircraft

PA-28-140  
PA-28-150  
PA-28-160  
PA-28-180  
PA-28-235

## PIPER PARTS CATALOG

Figure and Index Number	Part Number	Code	NOMENCLATURE	No. Req.	SERIAL NUMBERS AFFECTED
8-27	79585-00	C	SKIN - Cockpit, center front, bottom	1	28-25000 to 28-7625030 incl.
	79585-900	C	SKIN - Cockpit, center front, bottom	1	28-7625031 and up
	79585-00	F	SKIN - Cockpit, center front, bottom	1	28-2478 to 28-4377 inclusive
	79585-00	B	SKIN - Cockpit, center front, bottom	1	28-10676 to 28-10719 inclusive
	65534-03	B	SKIN - Cockpit, center front, bottom	1	28-10720 to 28-11039 inclusive
-28	62422-12	F	SKIN - Cockpit, front, bottom	1	28-1 to 28-1760 inclusive
	62422-12	C	SKIN - Cockpit, front, bottom	1	28-20002 to 28-24999 inclusive
	79582-00	C	SKIN - Cockpit, front, bottom	1	28-25000 to 28-7625030 incl.
	79582-900	C	SKIN - Cockpit, front, bottom	1	28-7625031 and up
	65089-03	B	SKIN - Cockpit, front, bottom	1	28-10003 to 28-10675 inclusive
	65089-03	F	SKIN - Cockpit, front, bottom	1	28-1761 to 28-2477 inclusive
	65467-02	F	SKIN - Cockpit, front, bottom	1	28-2478 to 28-4377 inclusive
	65467-02	B	SKIN - Cockpit, front, bottom	1	28-10676 to 28-10719 inclusive
	65534-04	B	SKIN - Cockpit, front, bottom	1	28-10720 to 28-11039 inclusive
-29	62422-04	F	SKIN - Cockpit, center rear, bottom	1	28-1 to 28-1760 inclusive
	62315-02	F	SKIN - Cockpit, center rear, bottom	1	28-1761 to 28-4377 inclusive
	65089-02	B	SKIN - Cockpit, center rear, bottom	1	28-10003 to 28-10719 inclusive
	79578-02	B	SKIN - Cockpit, center rear, bottom	1	28-10720 to 28-11039 inclusive
	62422-13	C	SKIN - Cockpit, center rear, bottom	1	28-20002 to 28-20280 inclusive
	62314-02	C	SKIN - Cockpit, center rear, bottom	1	28-20281 to 28-24999 inclusive
	79578-00	C	SKIN - Cockpit, center rear, bottom	1	28-25000 to 28-7625030 incl.
	79578-900	C	SKIN - Cockpit, center rear, bottom	1	28-7625031 and up
-30	62541-00		DOUBLER - Cockpit, left	1	
	62541-01		DOUBLER - Cockpit, right	1	
-31	68539-00	D	DOUBLER ASSEMBLY - Lower cockpit	2	
-32	62538-00	E	DOUBLER - Lower cockpit assembly, left	2	
	62538-00	C	DOUBLER - Lower cockpit assembly, right	2	28-20002 to 28-24999 inclusive
	68540-00	D	DOUBLER ASSEMBLY - Lower cockpit, left	1	
	68540-01	D	DOUBLER ASSEMBLY - Lower cockpit, right	1	
-33	62549-00		DOUBLER - Lower cockpit	2	
-34	66609-00	B	SCOOP - Cabin air exhaust	1	28-10720 to 28-11039 inclusive
	66609-00	C,G	SCOOP - Cabin air exhaust	1	28-25000 and up
-35	65130-00	B	DOUBLER - Forward lower cockpit, left	1	28-10003 to 28-10719 inclusive
	68569-00	B	DOUBLER - Forward lower cockpit, left	1	28-10720 to 28-11039 inclusive
-36	65556-00	B	DOUBLER - Lower cockpit air scoop	1	28-10720 to 28-11039 inclusive
	65556-00	C,H	DOUBLER - Lower cockpit air scoop	1	28-25000 and up
	65556-02	C	DOUBLER - Lower cockpit air scoop (less 44 hole)	1	28-7125472 and up
			A- Used on PA-28-140 with serial numbers 28-20002 and up, PA-28-150, PA-28-160 and PA-28-180 with serial numbers 28-1 to 28-4377 inclusive, and PA-28-235 with serial numbers 28-10003 to 28-11039 inclusive.		
			B- Used on PA-28-235 airplanes only.		
			C- Used on PA-28-140 airplanes only.		
			D- Used on PA-28-140 with serial numbers 28-25000 and up, PA-28-150, PA-28-160 and PA-28-180 with serial numbers 28-2478 to 28-4377 inclusive, and PA-28-235 with serial numbers 28-10676 to 28-11039 inclusive.		
			E- Used on PA-28-150, PA-28-160 and PA-28-180 with serial numbers 28-1 to 28-2477 inclusive, and PA-28-235 with serial numbers 28-10003 to 28-10675 inclusive.		
			F- Used on PA-28-150, PA-28-160 and PA-28-180 airplanes only.		
			G- See Figure 32D if Cabin Overhead Air Vent Installation is made.		
			H- Order P/N 65556-02 if air conditioning is installed.		

When ordering, always specify Part Number, Description, and Serial Number of Aircraft

PA-28-140  
PA-28-150  
PA-28-160  
PA-28-180  
PA-28-235

## PIPER PARTS CATALOG

Figure and Index Number	Part Number	Code	NOMENCLATURE	No. Req.	SERIAL NUMBERS AFFECTED
8-37	66679-00	C	*** COVER PLATE - Doubler assembly	2	28-25000 and up
-38	68584-00	C	*** GASKET - Cover plate	2	28-25000 and up
-39	62660-00	E,F	*** LOWER COCKPIT ASSEMBLY - Aft	1	
	62660-12	B,E	*** LOWER COCKPIT ASSEMBLY - Aft	1	
	62277-00	C,E	*** LOWER COCKPIT ASSEMBLY - Aft	1	28-20002 to 28-24999 inclusive
	62277-02	C,E	*** LOWER COCKPIT ASSEMBLY - Aft	1	28-25000 to 28-71 25651 incl.
	62277-03	C,E	*** LOWER COCKPIT ASSEMBLY - Aft	1	28-7225001 to 28-7620530 incl.
	79549-907	C,E	*** LOWER COCKPIT ASSEMBLY - Aft	1	28-7625031 and up
-40	62660-06	B,F	**** SKIN ASSEMBLY - Bottom center	1	
	62660-06	C	**** SKIN ASSEMBLY - Bottom center	1	28-20002 to 28-20909 inclusive
	62660-13	C	**** SKIN ASSEMBLY - Rear bottom center	1	28-20910 to 28-7625030 incl.
	79549-963	C	*** SKIN ASSEMBLY - Rear bottom center	1	28-7625031 and up
-40a	79581-900	C	**** SKIN - Rear bottom center	1	28-7625031 and up
-41	79580-00	G	**** SKIN - Rear left, bottom	1	
	79580-900	C	**** SKIN - Rear left, bottom	1	28-7625031 and up
	79580-01	G	**** SKIN - Rear right, bottom	1	
	79580-901	C	**** SKIN - Rear right, bottom	1	28-7625031 and up
-42	65384-00	C,D	STEP ASSEMBLY	1	
-43	65431-00		* STRIP - Safety	1	
-44	79427-02		COVER - ADF antenna closeout	1	
			A- Used on PA-28-140 with serial numbers 28-20002 and up, PA-28-150, PA-28-160 and PA-28-180 with serial numbers 28-1 to 28-4377 inclusive, and PA-28-235 with serial numbers 28-10003 to 28-11039 inclusive,		
			B- Used on PA-28-235 airplanes only.		
			C- Used on PA-28-140 airplanes only.		
			D- Used on PA-28-150, PA-28-160 and PA-28-180 with serial numbers 28-1521 to 28-4377 inclusive, and PA-28-235 with serial numbers 28-10233 to 28-11039 inclusive,		
			E- See Figure 14 for component parts.		
			F- Used on PA-28-150, PA-28-160 and PA-28-180 airplanes only.		
			G- Used on PA-28-140 with serial numbers 28-20002 to 28-7625030 inclusive, PA-28-150, PA-28-160 and PA-28-180 with serial numbers 28-1 to 28-4377 inclusive, and PA-28-235 with serial numbers 28-10003 to 28-11039 inclusive.		

When ordering, always specify Part Number, Description, and Serial Number of Aircraft

PA-28-140  
PA-28-150  
PA-28-160  
PA-28-180  
PA-28-235

**1B21 THRU 1B24  
INTENTIONALLY LEFT BLANK**

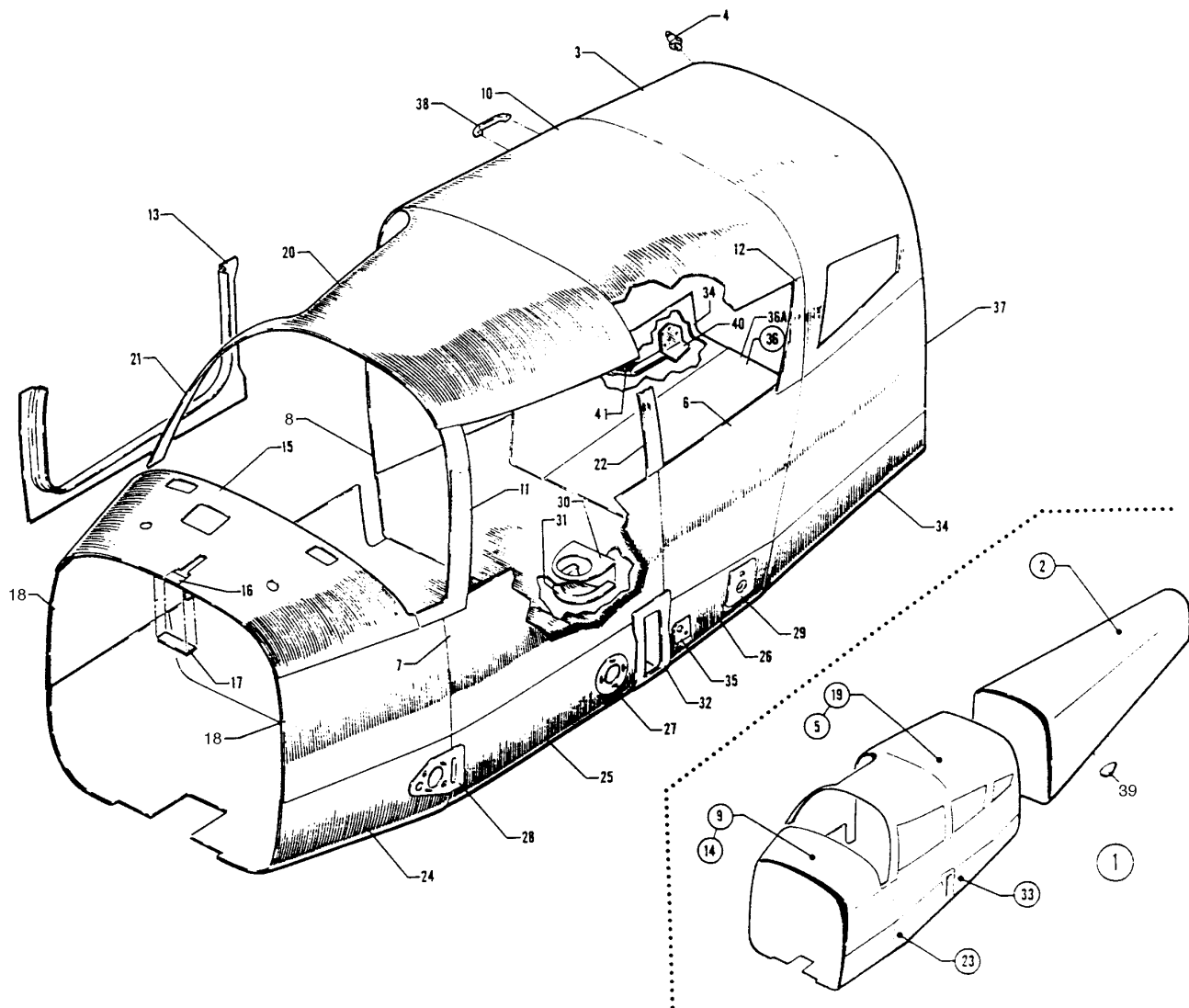


Figure 9. Complete Fuselage  
 (PA-28-180 - Serial Nos. 28-4378 to 28-7505261 inclusive)  
 (PA-28R-180 - Serial Nos. 28R-30005 to 28R-30481 inclusive, 28R-30483 to 28R-7130019 inclusive)  
 (PA-28-235 - Serial Nos. 28-11040 and up)  
 (PA-28R-200 - Serial Nos. 28R-30482, 28R-35001 and up)



## PIPER PARTS CATALOG

Figure and Index Number	Part Number	Code	NOMENCLATURE	No. Req.	SERIAL NUMBERS AFFECTED
9-	67007		DRAWING - Fuselage Assembly (Complete)		
	76110	F	DRAWING - Fuselgsge Assembly (Complete)		
	76210	E	DRAWING - Fuselage Assembly (Complete)		28R-7235001 and up
-1	67250-00	H	FUSELAGE ASSEMBLY	1	
	67250-07	B	FUSELAGE ASSEMBLY	1	
	67250-09	D	FUSELAGE ASSEMBLY	1	
	67250-11	G	FUSELAGE ASSEMBLY	1	
	76111-00	F	FUSELAGE ASSEMBLY	1	28R-7235001 to 28R-7235330 incl.
	76111-04	F	FUSELAGE ASSEMBLY	1	28R-7335001 to 28R-7335455 incl.
	76359-00	F	FUSELAGE ASSEMBLY	1	28R-7435001 to 28R-7435232 incl. 28R-7435234 to 28R-7435331 incl.
	76359-05	F	FUSELAGE ASSEMBLY	1	28R-7435233, 28R-7535001 to 28R-7635017 inclusive
	67930-00	F	FUSELAGE ASSEMBLY	1	28R-7635018 and up
	65830-00	C	FUSELAGE ASSEMBLY	1	28-4378 to 28-4877 inclusive
	65830-06	C	FUSELAGE ASSEMBLY	1	28-4878 to 28-5600 inclusive
	65830-10	C	FUSELAGE ASSEMBLY	1	28-5601 to 28-5869 inclusive
	65830-14	C	FUSELAGE ASSEMBLY	1	28-7105001 to 28-7105244 incl.
	65830-18	C	FUSELAGE ASSEMBLY	1	28-7205001 to 28-7205328 incl.
	76211 -00	C	FUSELAGE ASSEMBLY	1	28-7305001 to 28-7305611 incl.
	76254-00	C	FUSELAGE ASSEMBLY	1	28-7405001 to 28-7405158 incl. 28-7405160 to 28-7405290 incl.
	76254-08	C	FUSELAGE ASSEMBLY	1	28-7405159, 28-7505001 and up
			A - Used on PA-28-180 with serial numbers 28-4378 to 28-7505261 inclusive, PA-28-235 with serial numbers 28-11040 and up, PA-28R-180 and PA-28R-200 airplanes only.		
			B - Used on PA-28R-180 with serial numbers 28R-30679 to 28-31250 inclusive, and PA-28R-200 with serial numbers 28R-30482, 28R-35001 to 28R-35600 inclusive.		
			C - Used on PA-28-180 airplanes only.		
			D - Used on PA-28R-180 with serial numbers 28R-31251 to 28R-31279 inclusive, and PA-28R-200 with serial numbers 28R-35601 to 28R-35830 inclusive.		
			E - Used on PA-28-180 with serial numbers 28-7305001 to 28-7505261 inclusive, and PA-28-235 with serial numbers 28-7310001 and up.		
			F - Used on PA-28R-200 airplanes only.		
			G - Used on PA-28R-180 with serial numbers 28R-7130001 to 28R-7130019 inclusive, and PA-28R-200 with serial numbers 28R-7135001 to 28R-7135238 inclusive.		
			H - Used on PA-28R-180 with serial numbers 28R-30005 to 28R-30481 inclusive, 28R-30483 to 28R-30678 inclusive.		
			J - Used on PA-28-180 with serial numbers 28-4378 to 28-7205328 inclusive, PA-28-235 with serial numbers 28-11040 to 28-7210033 inclusive, PA-28R-180 with serial numbers 28R-30005 to 28R-7130019 inclusive, and PA-28R-200 with serial numbers 28R-30482, 28R-35001 to 28R-7135238 inclusive.		

When ordering, always specify Part Number, Description, and Serial Number of Aircraft

PA-28-180  
PA-28-235  
PA-28R-180  
PA-28R-200

## PIPER PARTS CATALOG

Figure and Index Number	Part Number	Code	NOMENCLATURE	No. Req.	SERIAL NUMBERS AFFECTED
9-1	65830-04	C	FUSELAGE ASSEMBLY	1	28-11040 to 28-11300 incl.
	65830-08	C	FUSELAGE ASSEMBLY	1	28-11301 to 28-11393 inclusive
	65830-12	C	FUSELAGE ASSEMBLY	1	28-7110001 to 28-7110042 incl.
	65830-16	C	FUSELAGE ASSEMBLY	1	28-7210001 to 28-7210033 incl.
	76211-03	C	FUSELAGE ASSEMBLY	1	28-7310001 to 28-7310187 incl.
	76254-03	C	FUSELAGE ASSEMBLY	1	28-7410001 to 28-7410072 incl. 28-7410074 to 28-7410120 incl.
	7654-10	C	FUSELAGE ASSEMBLY	1	28-7410073, 28-7510001 to 28-7610020 inclusive
-2	76471-00	C	FUSELAGE ASSEMBLY	1	28-7610021 and up
	99466-05	J,K	AFT SECTION - Fuselage	1	
	99466-14	B,H,J	AFT SECTION - Fuselage	1	28-5653, 28-7205092 to 28-7305611 inclusive
	99466-16	F,H,J	AFT SECTION - Fuselage	1	28R-7235001 to 28R-7335455 incl.
	99466-10	E,J	AFT SECTION - Fuselage	1	
	99466-15	D,H,J	AFT SECTION - Fuselage	1	28-7405001 and up
	99466-17	F,H,J	AFT SECTION - Fuselage	1	28R-7435001 and up
-3	79577-00	G	SKIN - Cockpit, top rear	1	
	79577-900	D	SKIN - Cockpit, top rear	1	
-4	487 674		STUD - Fastener (XX-16362 x 3/8)	1	
			<p>A - Used on PA-28-180 with serial numbers 28-4378 to 28-7505261 inclusive, PA-28-235 with serial numbers 28-11040 and up, PA-28R-180 and PA-28R-200 airplanes only.</p> <p>B - Used on PA-28-180 airplanes only.</p> <p>C - Used on PA-28-235 airplanes only.</p> <p>D - Used on PA-28-235 with serial numbers 28-7610021 and up, and PA-28R-200 with serial numbers 28R-7635018 and up.</p> <p>E - Used on PA-28-180 with serial numbers 28-7405001 to 28-7505261 inclusive, PA-28-235 with serial numbers 28-7410001 and up, PA-28R-200 with serial numbers 28R-7435001 and up.</p> <p>F - Used on PA-28R-200 airplanes only.</p> <p>G - Used on PA-28-180 with serial numbers 28-4378 to 28-7505261 inclusive, PA-28-235 with serial numbers 28-11040 to 28-7610020 inclusive, PA-28R-180, and PA-28R-200 with serial numbers 28R-30482, 28R-35001 to 28R-7635017 inclusive.</p> <p>H - Used if air conditioning is installed.</p> <p>J - See Figure 15 for component parts.</p> <p>K - Used on PA-28-180 with serial numbers 28-4378 to 28-7305611 inclusive, PA-28-235 with serial numbers 28-11040 to 28-7310187 inclusive, PA-28R-180 with serial numbers 28R-30005 to 28R-7130019 inclusive, and PA-28R-200 with serial numbers 28R-30482, 28R-35001 to 28R-7335455 inclusive</p>		

When ordering, always specify Part Number, Description, and Serial Number of Aircraft

PA-28-180  
PA-28-235  
PA-28R-180  
PA-28R-200

## PIPER PARTS CATALOG

Figure and Index Number	Part Number	Code	NOMENCLATURE	No. Req.	SERIAL NUMBERS AFFECTED
9-5	67250-02	G	COCKPIT ASSEMBLY - Fuselage	1	
	67250-08	B	COCKPIT ASSEMBLY - Fuselage	1	
	67250-10	E	COCKPIT ASSEMBLY - Fuselage	1	
	67250-12	F	COCKPIT ASSEMBLY - Fuselage	1	
	76111-02	C	COCKPIT ASSEMBLY - Fuselage	1	28R-7235001 to 28R-7235330 incl.
	76111-05	C	COCKPIT ASSEMBLY - Fuselage	1	28R-7335001 to 28R-7335455 incl.
	76359-02	C	COCKPIT ASSEMBLY - Fuselage	1	28R-7435001 to 28R-7435232 incl..
					28R-7435234 to 28R-7435331 incl.
	76359-04	C	COCKPIT ASSEMBLY - Fuselage	1	28R-7435233, 28R-7535001 to 28R-7635017 inclusive
	67930-903	C	COCKPIT ASSEMBLY - Fuselage	1	28R-7635018 and up
	65830-02	H	COCKPIT ASSEMBLY - Fuselage	1	28-4378 to 28-4877 inclusive
	65830-07	H	COCKPIT ASSEMBLY - Fuselage	1	28-4878 to 28-5600 inclusive
	65830-11	H	COCKPIT ASSEMBLY - Fuselage	1	28-5601 to 28-5869 inclusive
	65830-15	H	COCKPIT ASSEMBLY - Fuselage	1	28-7105001 to 28-7105244 incl.
	65830-19	H	COCKPIT ASSEMBLY - Fuselage	1	28-7205001 to 28-7205328 incl.
	76211-02	H	COCKPIT ASSEMBLY - Fuselage	1	28-7305001 to 28-7305611 incl.
	76254-02	H	COCKPIT ASSEMBLY - Fuselage	1	28-7405001 to 28-7405158 incl.
					28-7405160 to 28-7405290 incl.
	76254-07	H	COCKPIT ASSEMBLY - Fuselage	1	28-7405159, 28-7505001 and up
	65830-05	D	COCKPIT ASSEMBLY - Fuselage	1	28-11040 to 28-11300 inclusive
	65830-09	D	COCKPIT ASSEMBLY - Fuselage	1	28-11301 to 28-11393 inclusive
	65830-13	D	COCKPIT ASSEMBLY - Fuselage	1	28-7110001 to 28-7110042 incl.
	65830-17	D	COCKPIT ASSEMBLY - Fuselage	1	28-7210001 to 28-7210033 incl.
	76211-04	D	COCKPIT ASSEMBLY - Fuselage	1	28-7310001 to 28-7310187 incl.
	76254-04	D	COCKPIT ASSEMBLY - Fuselage	1	28-7410001 to 28-7410072 incl.
					28-7410074 to 28-7410120 incl.
	76254-09	D	COCKPIT ASSEMBLY - Fuselage	1	28-7410073, 28-7510001 to 28-7610020 inclusive
	76471-903	D	COCKPIT ASSEMBLY - Fuselage	1	28-7610021 and up
			A- Used on PA-28-180 with serial numbers 28 4378 to 28-7505261 inclusive, PA-28-235 with serial numbers 28-11040 and up, PA-28R-180 and PA-28R-200 airplanes only.		
			B- Used on PA-28R-180 with serial numbers 28R-30679 to 28R-31250 inclusive, and PA-28R-200 with serial numbers 28R-30482, 28R-35001 to 28R-35600 inclusive.		
			C- Used on PA-28R-200 airplanes only.		
			D- Used on PA-28-235 airplanes only.		
			E- Used on PA-28R-180 with serial numbers 28R-31251 to 28R-31279 inclusive, and PA-28R-200 with serial numbers 28R-35601 to 28R-35830 inclusive.		
			F- Used on PA-28R-180 with serial numbers 28R-7130001 to 28R-7130019 inclusive, and PA-28R-200 with serial numbers 28R-7135001 to 28R-7135238 inclusive.		
			G- Used on PA-28R-180 with serial numbers 28R-30005 to 28R-30481 inclusive, 28R-30483 to 28R-30678 inclusive.		
			H- Used on PA-28-180 airplanes only.		

When ordering, always specify Part Number, Description, and Serial Number of Aircraft

PA-28-180  
PA-28-235  
PA-28R-180  
PA-28R-200

## PIPER PARTS CATALOG

Figure and Index Number	Part Number	Code	NOMENCLATURE	No. Req.	SERIAL NUMBERS AFFECTED
9-6	76476-00	L	SKIN - Cockpit, left side	1	28R-30005 to 28R-30481 incl.. 28R-30483 to 28R-7130019 incl.
	76476-900	E	SKIN - Cockpit, left side	1	
	65830-03	H	SKIN - Cockpit, left side	1	
-7	76474-02	K	SKIN - Cockpit, left side	1	
	76474-00	J	SKIN - Cockpit, left side	1	
	76474-900	E	SKIN - Cockpit left side	1	
-8	76476-01	D	SKIN - Cockpit, right side	1	
	76476-901	E	SKIN - Cockpit, right side	1	
-9	67251-00	G	UPPER COCKPIT ASSEMBLY - Fuselage	1	
	67251-12	B	UPPER COCKPIT ASSEMBLY - Fuseage		
	67251-14	F	UPPER COCKPIT ASSEMBLY - Fuselage	1	
	99390-02	C	UPPER COCKPIT ASSEMBLY - Fuselage	1	
	76130-00	M	UPPER COCKPIT ASSEMBLY - Fuselage	1	28R-7235001 to 28R-7235330 incl.
	76130-10	M	UPPER COCKPIT ASSEMBLY - Fuselage	1	28R-7335001 to 28R-7335455 incl.
<p>A - Used on PA-28-180 with serial numbers 28-4378 to 28-7505261 inclusive, PA-28-235 with serial numbers 28-11040 and up, PA-28R-180 and PA-28R-200 airplanes only.</p> <p>B - Used on PA-28R-180 with serial numbors 28R-30679 to 28R-31250 inclusive, and PA-28R-200 with serial numbers 28R-30482. 28R-35001 to 28R-35600 inclusive.</p> <p>C - Used on PA-28R-180 with serial numbers 28R-7130001 to 28R-7130019 inclusive, and PA-28R-200 with serial numbers 28R-7135001 to 28R-7135238 inclusive.</p> <p>D - Used on PA-28-180 with serial numbers 28-4378 to 28-7505261 inclusive, PA-28-235 with serial numbers 28-11040 to 28-7610020 inclusive, PA-28R-180, and PA-28R-200 with serial numbers 28R-30482, 28R-35001 to 28R-7635017 inclusive.</p> <p>E - Used on PA-28-235 with serial numbers 28-7610021 and up. and PA-28R-200 with serial numbers 28R-7635018 and up.</p> <p>F - Used on PA-28R-180 with serial numbers 28R-31251 to 28R-31279 inclusive, and PA-28R-200 with serial numbers 28R-35601 to 28R-35830 inclusive.</p> <p>G - Used on PA-28R-180 with serial numbers 28R-30005 to 28R-30481 inclusive, 28R-30483 to 28R-30678 inclusive.</p> <p>H - Used on PA-28-180 with serial numbers 28-4378 to 28-7505261 inclusive, and PA-28-235 with serial numbers 28-11040 to 28-7610020 inclusive.</p> <p>J - Used on PA-28-180 with serial numbers 28-7305001 to 28-7505261 inclusive, PA-28-235 with serial numbers 28-7310001 to 28-7610020 inclusive, and PA-28R-200 with serial numbers 28R-7235001 to 28R-7635017 inclusive.</p> <p>K - Used on PA-28-180 with serial numbers 28-4378 to 28-7205328 inclusive, PA-28-235 with serial numbers 28-11040 to 28-7210033 inclusive, PA-28R-180 with serial numbers 28R-30005 to 28R-7130019 inclusive, and PA-28R-200 with serial numbers 28R-30482, 28R-35001 to 28R-7135238 inclusive.</p> <p>L - Used on PA-28R-180 airplanes only.</p> <p>M - Used on PA-28R-200 airplanes only.</p>					

When ordering, always specify Part Number, Description, and Serial Number of Aircraft

PA-28-180  
PA-28-235  
PA-28R-180  
PA-28R-200

## PIPER PARTS CATALOG

Figure and Index Number	Part Number	Code	NOMENCLATURE	No. Req.	SERIAL NUMBERS AFFECTED
9-9	76360-00	G	UPPER COCKPIT ASSEMBLY - Fuselage	1	28R-7435001 to 28R-7435232 incl.
	76360-04	G	UPPER COCKPIT ASSEMBLY - Fuselage	1	28R-7435234 to 28R-7435331 incl.
-10	67930-908	G	UPPER COCKPIT ASSEMBLY - Fuselage	1	28R-7435233, 28R-7535001 to 28R-7635017 inclusive
	67251-09	B	UPPER COCKPIT ASSEMBLY - Fuselage	1	28R-7635018 and up
	67251-13	B	UPPER COCKPIT ASSEMBLY - Fuselage	1	28-4378 to 28-4877 inclusive
	67251-15	B	UPPER COCKPIT ASSEMBLY - Fuselage	1	28-4878 to 28-5600 inclusive
	99390-00	B	UPPER COCKPIT ASSEMBLY - Fuselage	1	28-5601 to 28-5869 inclusive
	99390-06	B	UPPER COCKPIT ASSEMBLY - Fuselage	1	28-7105001 to 28-7105244 incl.
	76213-00	B	UPPER COCKPIT ASSEMBLY - Fuselage	1	28-7205001 to 28-7205328 incl.
	76299-00	B	UPPER COCKPIT ASSEMBLY - Fuselage	1	28-7305001 to 28-7305611 incl.
				1	28-7405001 to 28-7405158 incl..
				1	28-7405160 to 28-7405290 incl.
	76299-08	B	UPPER COCKPIT ASSEMBLY - Fuselage	1	28-7405159, 28-7505001 and up
	69251-00	E	UPPER COCKPIT ASSEMBLY - Fuselage	1	28-11040 to 28-11300 inclusive
	69251-03	E	UPPER COCKPIT ASSEMBLY - Fuselage	1	28-11301 to 28-11393 inclusive
	99389-00	E	UPPER COCKPIT ASSEMBLY - Fuselage	1	28-7110001 to 28-7110042 incl.
	99389-03	E	UPPER COCKPIT ASSEMBLY - Fuselage	1	28-7210001 to 28-7210033 incl.
-11	76213-03	E	UPPER COCKPIT ASSEMBLY - Fuselage	1	28-7310001 to 28-7310187 incl.
	76299-03	E	UPPER COCKPIT ASSEMBLY - Fuselage	1	28-7410001 to 28-7410072 incl..
				1	28-7410074 to 28-7410120 incl.
	76299-10	E	UPPER COCKPIT ASSEMBLY - Fuselage	1	28-7410073, 28-7510001 to 28-7610020 inclusive
	76471-908	E	UPPER COCKPIT ASSEMBLY - Fuselage	1	28-7610021 and up
	76470-908	F	UPPER COCKPIT ASSEMBLY - Fuselage	1	
	79573-02	H	SKIN - Upper cockpit, top center	1	
	79573-901	F	SKIN - Upper cockpit, top center	1	
	62420-22	C	SKIN - Windshield trim, left side	1	
	76255-00	D	SKIN - Windshield trim, left side	1	
		A-	Used on PA-28-180 with serial numbers 28-4378 to 28-7505261 inclusive, PA-28-235 with serial numbers 28-11040 and up. PA-28R-180 and PA-28R-200 airplanes only.		
		B-	Used on PA-28-180 airplanes only.		
		C-	Used on PA-28-180 with serial numbers 28-4378 to 28-7305611 inclusive, PA-28-235 with serial numbers 28-11040 to 28-7310187 inclusive, PA-28R-180 with serial numbers 28R-30005 to 28R-7130019 inclusive, and PA-28R-200 with serial numbers 28R-30482, 28R-35001 to 28R-7335455 inclusive.		
		D-	Used on PA-28-180 with serial numbers 28-7405001 to 28-7505261 inclusive, PA-28-235 with serial numbers 28-7410001 and up, PA-28R-200 with serial numbers 28R-7435001 and up.		
		E-	Used on PA-28-235 airplanes only.		
		F-	Used on PA-28-235 with serial numbers 28-7610021 and up, and PA-28R-200 with serial numbers 28R-7635018 and up.		
		G-	Used on PA-28R-200 airplanes only.		
		H-	Used on PA-28-180 with serial numbers 28-4378 to 28-7505261 inclusive, PA-28-235 with serial numbers 28-11040 to 28-7610020 inclusive, PA-28R-180, and PA-28R-200 with serial numbers 28R-30482, 28R-35001 to 28R-7635017 inclusive.		

When ordering, always specify Part Number, Description, and Serial Number of Aircraft

PA-28-180  
PA-28-235  
PA-28R-180  
PA-28R-200

## PIPER PARTS CATALOG

Figure and Index Number	Part Number	Code	NOMENCLATURE	No. Req.	SERIAL NUMBERS AFFECTED
9-12	67263-00	L	SKIN ASSEMBLY - Window trim, left side	1	
	76297-00	D	SKIN ASSEMBLY- Window trim, left side	1	
	67263-01	L	SKIN ASSEMBLY- Window trim, right side	1	
	76297-01	D	SKIN ASSEMBLY - Window trim, right side	1	
-13	62493-00	H	PAN - Door trim, right side	1	
	76467-02	E	PAN - Door trim, right side	1	
-14	67251-02	B,G	UPPER COCKPIT ASSEMBLY - Forward	1	
	67251-10	B,J	UPPER COCKPIT ASSEMBLY - Forward	1	
	67251-16	B,F	UPPER COCKPIT ASSEMBLY - Forward	1	
	99390-04	B,C	UPPER COCKPIT ASSEMBLY - Forward	1	
	76130-02	B,K	UPPER COCKPIT ASSEMBLY - Forward	1	28R-7235001 to 28R-7235612 incl.
	76130-11	B,K	UPPER COCKPIT ASSEMBLY - Forward	1	28R-7335001 to 28R-7335455 incl.
	76360-02	B,K	UPPER COCKPIT ASSEMBLY - Forward	1	28R-7435001 to 28R-7435232 incl.. 28R-7435234 to 28R-7435331 incl.
	76360-03	B,K	UPPER COCKPIT ASSEMBLY - Forward	1	28R-7435233, 28R-7535001 to 28R-7635017 inclusive
	67930-909	B,K	UPPER COCKPIT ASSEMBLY - Forward	1	28R-7635018 and up
	67251-08	M,N	UPPER COCKPIT ASSEMBLY - Forward	1	28-4378 to 28-4877 inclusive
	67251-11	M,N	UPPER COCKPIT ASSEMBLY - Forward	1	28-4878 to 28-5600 inclusive
			A - Used on PA-28-180 with serial numbers 28-4378 to 28-7505261 inclusive, PA-28-235 with serial numbers 28-11040 and up, PA-28R-180 and PA-28R-200 airplanes only.		
			B - See Figure 11 for component parts.		
			C - Used on PA-28R-180 with serial numbers 28R-7130001 to 28R-7130019 inclusive, and PA-28R-200 with serial numbers 28R-7135001 to 28R-7135238 inclusive.		
			D - Used on PA-28-180 with serial numbers 28-7405001 to 28-7505261 inclusive, PA-28-235 with serial numbers 28-7410001 and up, PA-28R-200 with serial numbers 28R-7435001 and up.		
			E - Used on PA-28-235 with serial numbers 28-7610021 and up, and PA-28R-200 with serial numbers 28R-7635018 and up.		
			F - Used on PA-28R-180 with serial numbers 28R-31251 to 28R-31279 inclusive, and PA-28R-200 with serial numbers 28R-35601 to 28R-35830 inclusive.		
			G - Used on PA-28R-180 with serial numbers 28R-30005 to 28R-30481 inclusive, 28R-30483 to 28R-30678 inclusive.		
			H - Used on PA-28-180 with serial numbers 28-4378 to 28-7505261 inclusive, PA-28-235 with serial numbers 28-11040 to 28-7610020 inclusive, PA-28R-180, PA-28R-200 with serial numbers 28R-30482, 28R-35001 to 28R-7635017 inclusive.		
			J - Used on PA-28R-180 with serial numbers 28R-30678 to 28R-31250 inclusive, and PA-28R-200 with serial numbers 28R-30482, 28R-35001 to 28R-35600 inclusive.		
			K - Used on PA-28R-200 airplanes only.		
			L - Used on PA-28-180 with serial numbers 28-4378 to 28-7305611 inclusive, PA-28-235 with serial numbers 28-11040 to 28-7310187 inclusive, PA-28R-180 with serial numbers 28R-30005 to 28R-7130019 inclusive, and PA-28R-200 with serial numbers 28R-30482, 28R-35001 to 28R-7335455 inclusive.		
			M - Used on PA-28-180 airplanes only.		
			N - See Figure 10 for component parts.		

When ordering, always specify Part Number, Description, and Serial Number of Aircraft

PA-28-180  
PA-28-235  
PA-28R-180  
PA-28R-200

## PIPER PARTS CATALOG

Figure and Index Number	Part Number	Code	NOMENCLATURE	No. Req.	SERIAL NUMBERS AFFECTED
9-14	67251-17	H,J	UPPER COCKPIT ASSEMBLY - Forward	1	28-5601 to 28-5869 inclusive
	99390-03	H,J	UPPER COCKPIT ASSEMBLY - Forward	1	28-7105001 to 28-7205328 incl.
	76213-02	H,J	UPPER COCKPIT ASSEMBLY - Forward	1	28-7305001 to 28-7305611 incl.
	76299-02	H,J	UPPER COCKPIT ASSEMBLY - Forward	1	28-7405001 to 28-7405158 incl.. 28-7405160 to 28-7405290 incl.
	76299-07	H,J	UPPER COCKPIT ASSEMBLY - Forward	1	28-7405159, 28-7505001 to 28-7505261 inclusive
	69251-02	J,K	UPPER COCKPIT ASSEMBLY - Forward	1	28-11040 to 28-11300 inclusive
	69251-04	J,K	UPPER COCKPIT ASSEMBLY - Forward	1	28-11301 to 28-11393 inclusive
	99389-02	J,K	UPPER COCKPIT ASSEMBLY - Forward	1	28-71100a1 to 28-7210033 incl.
	76213-04	J,K	UPPER COCKPIT ASSEMBLY - Forward	1	28-7310001 to 28-7310187 incl.
	76299-04	J,K	UPPER COCKPIT ASSEMBLY - Forward	1	28-7410001 to 28-7410072 incl.. 28-7410074 to 28-7410120 incl.
-15	76299-09	J,K	UPPER COCKPITASSEMBLY- Forward	1	28-7410073, 28-7510001 to 28-7610020 inclusive
	76471-909	J,K	UPPER COCKPIT ASSEMBLY- Forward	1	28-7610021 and up
	76470-909	J	UPPER COCKPIT ASSEMBLY - Forward	1	
	67251-04	B	SKIN - Forward upper cockpit, top	1	
	99390-05	D,E	SKIN - Forward upper cockpit, top	1	
	99390-07	F	SKIN - Forward upper cockpit. top	1	
	79569-00	C	SKIN - Forward upper cockpit, top	1	
	79569-901	G	SKIN - Forward upper cockpit, top	1	
			A- Used on PA-28-180 with serial numbers 28-4378 to 28-7505261 inclusive, PA-28-235 with serial numbers 28-11040 and up, PA-28R-180 and PA-28R-200 airplanes only.		
			B- Used on PA-28-180 with serial numbers 28 4378 to 28-5869 inclusive, PA-28R-180 with serial numbers 28R-30005 to 28R-30481 inclusive, 28R-30483 to 28R-31279 inclusive, PA-28R-200with serial numbers 28R-30482, 28R-35001 to 28R-35830 inclusive, and PA-28-235 with serial numbers 28-11040 to 28-11393 inclusive.		
			C- Used on PA-28-180 with serial numbers 28-7405159, 28-7505001 to 28-7505261 inclusive. PA-28-235 with serial numbers 28-7410073, 28-7510001 to 28-7610020 inclusive, and PA-28R-200 with serial numbers 28R-7435233, 28R-7535001 to 28R-7635017 inclusive.		
			D- Used on PA-28R-180 with serial numbers 28R-7310001 to 28R-7130019 inclusive, and PA-28R-200 with serial numbers 28R-7135001 to 28R-7235330 inclusive.		
			E- Used on PA-28-180 with serial numbers 28-7105001 to 28-7205328 inclusive, and PA-28-235 with serial numbers 28-7110001 to 28-7210033 inclusive.		
			F- Used on PA-28-180 with serial numbers 28-7305001 to 28-7405158 inclusive, 28-7405160 to 28-7405290 inclusive, PA-28-235 with serial numbers 28-7310001 to 28-7410072 inclusive, 28-7410074 to 28-7410120 inclusive, and PA-28R-200 with serial numbers 28R-7335001 to 28R-7435232 inclusive, 28R-7435234 to 28R-7435331 inclusive.		
			G- Used on PA-28-235 with serial numbers 28-7610021 and up, and PA-28R-200 with serial numbers 28R-7635018 and up.		
			H- Used on PA-28-180 airplanes only.		
			J- See Figure 10 for component parts.		
			K- Used on PA-28-235 airplanes only.		

When ordering, always specify Part Number, Description, and Serial Number of Aircraft

PA-28-180  
PA-28-235  
PA-28R-180  
PA-28R-200

## PIPER PARTS CATALOG

Figure and Index Number	Part Number	Code	NOMENCLATURE	No. Req.	SERIAL NUMBERS AFFECTED
9-16	62507-00		FILLER - Forward upper cockpit, top	1	
-17	68817-50		DOUBLER - Forward upper cockpit, top	1	
-18	65611-07	C	SKIN - Cockpit, left front	1	
	79563-905	J	SKIN - Cockpit, left front	1	
	65611-06	C	SKIN - Cockpit, right front	1	
	79563-901	J	SKIN - Cockpit, right front	1	
-19	62873-02	G,H	UPPER COCKPIT ASSEMBLY - Center	1	
	62873-08	F,G	UPPER COCKPIT ASSEMBLY - Center	1	
	76130-04	B,G	UPPER COCKPIT ASSEMBLY - Center	1	
	76130-15	D,G	UPPER COCKPIT ASSEMBLY - Center	1	
	67930-910	G,K	UPPER COCKPIT ASSEMBLY - Center	1	
	65563-07	E,G	UPPER COCKPIT ASSEMBLY - Center	1	28-11040 to 28-11300 inclusive
	65563-08	E,G	UPPER COCKPIT ASSEMBLY - Center	1	28-11301 to 28-7210033 incl.
	76471-910	E,G	UPPER COCKPIT ASSEMBLY - Center	1	28-7610021 and up
	76470-910	G,J	UPPER COCKPIT ASSEMBLY - Center	1	
			A - Used on PA-28-180 with serial numbers 28-4378 to 28-7505261 inclusive, PA-28-235 with serial numbers 28-11040 and up, PA-28R-180 and PA-28R-200 airplanes only.		
			8 - Used on PA-28-180 with serial numbers 28-7305001 to 28-7305611 inclusive, PA-28-235 with serial numbers 28-7310001 to 28-7310187 inclusive, and PA-28R-200 with serial numbers 28R-7235001 to 28R-7335455 inclusive.		
			C - Used on PA-28-180 with serial numbers 28-4378 to 28-7505261 inclusive, PA-28-235 with serial numbers 28-11040 to 28-7610020 inclusive, PA-28R-180, and PA-28R-200 with serial numbers 28R-30482, 28R-35001 to 28R-7635017 inclusive.		
			D - Used on PA-28-180 with serial numbers 28-7405001 to 28-7505261 inclusive, PA-28-235 with serial numbers 28-7410001 to 28-7610020 inclusive, and PA-28R-200 with serial numbers 28R-7435001 to 28R-7635017 inclusive.		
			E - Used on PA-28-235 airplanes only.		
			F - Used on PA-28-180 with serial numbers 28-5601 to 28-7205328 inclusive, PA-28R-180 with serial numbers 28R-31251 to 28R-7130019 inclusive, and PA-28R-200 with serial numbers 28R-35601 to 28R-7135238 inclusive.		
			G - See Figure 12 for component parts.		
			H - Used on PA-28-180 with serial numbers 28-4378 to 28-5600 inclusive, PA-28R-180 with serial numbers 28R-30005 to 28R-30481 inclusive, 28R-30483 to 28R-31250 inclusive, and PA-28R-200 with serial numbers 28R-30482, 28R-35001 to 28R-35600 inclusive.		
			J - Used on PA-28-235 with serial numbers 28-7610021 and up, and PA-28R-200 with serial numbers 28R-7635018 and up.		
			K - Used on PA-28R-200 airplanes only.		

When ordering, always specify Part Number, Description, and Serial Number of Aircraft

PA-28-180  
PA-28-235  
PA-28R-180  
PA-28R-200



## PIPER PARTS CATALOG

Figure and Index Number	Part Number	Code	NOMENCLATURE	No. Req.	SERIAL NUMBERS AFFECTED
9-20	79576-00		SKIN - Upper cockpit, top front	1	
	79576-02	C	SKIN - Upper cockpit, top front	1	
	79576-901	D	SKIN - Upper cockpit, top front	1	
-21	62420-11	E	SKIN - Windshield trim, right side	1	
	79561-03	D	SKIN - Windshield trim, right side	1	
-22	62490-00	F	SKIN - Window trim, left side	1	
	76256-00	B	SKIN - Window trim, left side	1	
	62491-00	F	SKIN - Window trim, right side	1	
	76257-00	B	SKIN - Window trim, right side	1	
			<p>A - Used on PA-28-180 with serial numbers 28-4378 to 28-7505261 inclusive, PA-28-235 with serial numbers 28-11040 and up, PA-28R-180 and PA-28R-200 airplanes only.</p> <p>B - Used on PA-28-180 with serial numbers 28-7405001 to 28-7505261 inclusive, PA-28-235 with serial numbers 28-7410001 and up, PA-28R-200 with serial numbers 28R-7435001 and up.</p> <p>C - Used on PA-28-180 with serial numbers 28-7305001 to 28-7505261 inclusive, PA-28-235 with serial numbers 28-7310001 to 28-7610020 inclusive, and PA-28R-200 with serial numbers 28R-7235001 to 28R-7635017 inclusive.</p> <p>D - Used on PA-28-235 with serial numbers 28-7610021 and up, and PA-28R-200 with serial numbers 28R-7635018 and up.</p> <p>E - Used on PA-28-180 with serial numbers 28-4378 to 28-7505261 inclusive, PA-28-235 with serial numbers 28-11040 to 28-7610020 inclusive, PA-28R-180 PA-28R-200 with serial numbers 28R-30482, 28R-35001 to 28R-7635017 inclusive.</p> <p>F - Used on PA-28-180 with serial numbers 28-4378 to 28-7305611 inclusive, PA-28-235 with serial numbers 28-11040 to 28-7310187 inclusive, PA-28R-180 with serial numbers 28R-30005 to 28R-7130019 inclusive, and PA-28R-200 with serial numbers 28R-30482, 28R-35001 to 28R-7335455 inclusive.</p> <p>G - Used on PA-28-180 with serial numbers 28-4378 to 28-7205328 inclusive, PA-28-235 with serial numbers 28-11040 to 28-7210033 inclusive, PA-28R-180 with serial numbers 28R-30005 to 28R-7130019 inclusive, and PA-28R-200 with serial numbers 28R-30482, and 23R-35001 to 28R-7135238 inclusive.</p>		

When ordering, always specify Part Number, Description, and Serial Number of Aircraft

PA-28-180  
PA-28-235  
PA-28R-180  
PA-28R-200

## PIPER PARTS CATALOG

Figure and Index Number	Part Number	Code	NOMENCLATURE	No. Req.	SERIAL NUMBERS AFFECTED
9-23	67252-00	G,K	LOWER COCKPIT ASSEMBLY - Fuselage	1	
	67252-05	G,J	LOWER COCKPIT ASSEMBLY - Fuselage	1	
	76112-00	G,H	LOWER COCKPIT ASSEMBLY - Fuselage	1	28R-7235001 to 28R-7335455 incl.
	76112-07	G,H	LOWER COCKPIT ASSEMBLY - Fuselage	1	28R-7435001 to 28R-7635017 incl.
	67930-905	G,H	LOWER COCKPIT ASSEMBLY - Fuselage	1	28R-7635018 and up
	65600-02	D,G	LOWER COCKPIT ASSEMBLY - Fuselage	1	28-4378 to 28-5869 inclusive
	65600-03	D,G	LOWER COCKPIT ASSEMBLY - Fuselage	1	28-7105001 to 28-7105244 incl.
	65600-04	D,G	LOWER COCKPIT ASSEMBLY - Fuselage	1	28-7205001 to 28-7205328 incl.
	76212-00	D,G	LOWER COCKPIT ASSEMBLY - Fuselage	1	28-7305001 to 28-7305611 incl.
	76212-03	D,G	LOWER COCKPIT ASSEMBLY - Fuselage	1	28-7405001 to 28-7505261i ncl.
	65534-00	E,G	LOWER COCKPIT ASSEMBLY - Fuselage	1	28-11040 to 28-11393 inclusive
	65534-05	E,G	LOWER COCKPIT ASSEMBLY - Fuselage	1	28-7110001 to 28-7110042 incl.
	65534-06	E,G	LOWER COCKPIT ASSEMBLY - Fuselage	1	28-7210001 to 28-7210033 incl.
	76312-00	E,G	LOWER COCKPIT ASSEMBLY - Fuselage	1	28-7310001 to 28-7310187 incl.
	76312-02	E,G	LOWER COCKPIT ASSEMBLY - Fuselage	1	28-7410001 to 28-7610020 incl.
	76471-905	E,G	LOWER COCKPIT ASSEMBLY - Fuselage	1	28-7610021 and up
	76470-905	G	LOWER COCKPIT ASSEMBLY - Fuselage	1	
-24	67252-02	F	SKIN - Lower cockpit, front	1	
	79582-03	H	SKIN - Lower cockpit, front	1	28R-7235001 to 28R-7635017 incl.
	79582-901	H	SKIN - Lower cockpit, front	1	28R-7635018 and up
	65467-02	D	SKIN - Lower cockpit, front	1	28-4378 to 28-7205328 incl.
	65534-04	E	SKIN - Lower cockpit, front	1	28-11040 to 28-7210033 incl.
	79582-02	B	SKIN - Lower cockpit, front	1	
	79582-902	C	SKIN - Lower cockpit, front	1	
			A - Used on PA-28-180 with serial numbers 284378 to 28-7505261 inclusive, PA-28-235 with serial numbers 28-11040 and up, PA-28R-180 and PA-28R-200 airplanes only.		
			B - Used on PA-28-180 with serial numbers 28-7305001 to 28-7505261 inclusive, and PA-28-235 with serial numbers 28-7310001 to 28-7610020 inclusive.		
			C - Used on PA-28-235 with serial numbers 28-7610021 and up.		
			D - Used on PA-28-180 airplanes only.		
			E - Used on PA-28-235 airplanes only.		
			F - Used on PA-28R-180 with serial numbers 28R-30005 to 28R-7130019 inclusive, and PA-28R-200 with serial numbers 28R-30482, 28R-35001 to 28R-7135238 inclusive.		
			G - See Figure 13 and 14 for component parts.		
			H - Used on PA-28R-200 airplanes only.		
			J - Used on PA-28R-180 with serial numbers 28R-7130001 to 28R-7130019 inclusive, and PA-28R-200 with serial numbers 28R-7135001 to 28R-7135238 inclusive.		
			K - Used on PA-28R-180 with serial numbers 28R-30005 to 28R-30481 inclusive, 28R-30483 to 28R-31279 inclusive, PA-28R-200 with serial numbers 28R-30482, and 28R-35001 to 28R-35830 inclusive.		

When ordering, always specify Part Number, Description, and Serial Number of Aircraft

## PIPER PARTS CATALOG

Figure and Index Number	Part Number	Code	NOMENCLATURE	No. Req.	SERIAL NUMBERS AFFECTED
9-25	79585-00	J	*** SKIN - Lower cockpit, center front	1	
	79585-02	G	*** SKIN - Lower cockpit, center front	1	
	65534-03	E	*** SKIN - Lower cockpit, center front	1	28-11040 to 28-7210033 incl.
	79585-901	F	*** SKIN - Lower cockpit, center front	1	
-26	79578-03	C	*** SKIN - Lower cockpit, center rear	1	
	79578-903	H	*** SKIN - Lower cockpit, center rear	1	28R-7635018 and up
	79578-00	D	*** SKIN - Lower cockpit, center rear	1	28-4378 to 28-7505261 incl.
	79578-02	E	*** SKIN - Lower cockpit, center rear	1	28-11040 to 28-7610020 incl.
	79578-902	E	*** SKIN - Lower cockpit, center rear	1	28-7610021 and up
-27	68539-00		*** DOUBLER ASSEMBLY - Lower cockpit	2	
-28	68540-00		*** DOUBLER ASSEMBLY - Lower cockpit, left	1	
	68540-01		*** DOUBLER ASSEMBLY - Lower cockpit, right	1	
-29	62549-00		*** DOUBLER - Lower cockpit	2	
-30	65556-00	B	*** DOUBLER - Lower cockpit air scoop	1	
	65556-02	H	*** DOUBLER - Lower cockpit air scoop (less 4" hole)	1	28R-7235001 and up
	65556-02	D	*** DOUBLER - Lower cockpit air scoop (less 4" hole)	1	28-7205092 and up
<p>A - Used on PA-28-180 with serial numbers 28-4378 to 28-7505261 inclusive, PA-28-235 with serial numbers 28-11040 and up, PA-28R-180 and PA-28R-200 airplanes only.</p> <p>B - Order P/N 65556-02 if air conditioning is installed.</p> <p>C - Used on PA-28R-180 and PA-28R-200 with serial numbers 28R-30482, 28R-35001 to 28R-7635017 inclusive.</p> <p>D - Used on PA-28-180 airplanes only.</p> <p>E - Used on PA-28-235 airplanes only.</p> <p>F - Used on PA-28-235 with serial numbers 28-7610021 and up, and PA-28R-200 with serial numbers 28R-7635018 and up.</p> <p>G - Used on PA-28-180 with serial numbers 28-7305001 to 28-7505261 inclusive, PA-28-235 with serial numbers 28-7310001 to 28-7610020 inclusive, and PA-28R-200 with serial numbers 28R-7235001 to 28R-7635017 inclusive.</p> <p>H - Used on PA-28R-200 airplanes only.</p> <p>J - Used on PA-28-180 with serial numbers 28-4378 to 28-7205328 inclusive, PA-28R-180 with serial numbers 28R-30005 to 28R-7130019 inclusive, and PA-28R-200 with serial numbers 28R-30482, 28R-35001 to 28R-7135238 inclusive.</p>					

When ordering, always specify Part Number, Description, and Serial Number of Aircraft

PA-28-180  
PA-28-235  
PA-28R-180  
PA-28R-200

## PIPER PARTS CATALOG

Figure and Index Number	Part Number	Code	NOMENCLATURE	No. Req.	SERIAL NUMBERS AFFECTED
9-31	66609-00	B	*** SCOOP - Cabin air exhaust	1	
-32	62541-00		*** DOUBLER - Lower cockpit, left	1	
	62541-01		*** DOUBLER - Lower cockpit, right	1	
-33	62660-00	C,F	*** LOWER COCKPIT ASSEMBLY - Aft	1	
	62660-00	D,F	*** LOWER COCKPIT ASSEMBLY - Aft	1	28-7105001 to 28-7105244 incl.
	62660-15	D,F	*** LOWER COCKPIT ASSEMBLY - Aft	1	28-7205001 to 28-7505261 incl.
	62660-12	E,F	*** LOWER COCKPIT ASSEMBLY - Aft	1	28-10003 to 28-7110042 incl.
	62660-16	E,F	*** LOWER COCKPIT ASSEMBLY - Aft	1	28-7210001 to 28-7610020 incl.
	76470-907	F,H	*** LOWER COCKPIT ASSEMBLY - Aft	1	
-34	79580-00	G	*** SKIN - Lower cockpit, left rear	1	
	79580-900	H	*** SKIN - Lower cockpit, left rear	1	
	79580-01	G	*** SKIN - Lower cockpit, right rear	1	
	79580-901	H	*** SKIN - Lower cockpit, right rear	1	
-35	68569-00	E	*** DOUBLER - Lower cockpit, left	1	
-36	62660-06	G	*** SKIN ASSEMBLY - Lower cockpit, center	1	
	76470-963	H	*** SKIN ASSEMBLY - Lower cockpit, center	1	
-36a	79581-900	H	*** SKIN - Lower cockpit, center	1	
-37	76475-00	G	* SKIN - Cockpit, left rear	1	
	76475-900	H	* SKIN - Cockpit, left rear	1	
-38	761 077	J,W	* KIT - Cabin assist handle replacement	1	
	481 772	K,W	* HANDLE - Upper cockpit (N12865)	1	
-39	79427-02		COVER - ADF antenna closeout	1	
-40	65384-00		STEP ASSEMBLY - Fuselage	1	
-41	65431-00		* STRIP - Safety	1	
			A - Used on PA-28-180 with serial numbers 28-4378 to 28-7505261 inclusive, PA-28-235 with serial numbers 28-11040 and up, PA-28R-180 and PA-28R-200 airplanes only.		
			B - See Figure 32D or Figure 32E if Cabin Overhead Air Vent Installation is made.		
			C - Used on PA-28R-180 and PA-28R-200 airplanes only.		
			D - Used on PA-28-180 airplanes only.		
			E - Used on PA-28-235 airplanes only.		
			F - See Figure 14 for component parts.		
			G - Used on PA-28-180 with serial numbers 28-4378 to 28-7505261 inclusive, PA-28-235 with serial numbers 28-11040 to 28-7610020 inclusive, PA-28R-180, and PA-28R-200 with serial numbers 28R-30482, 28R-35001 to 28R-7635017 inclusive.		
			H - Used on PA-28-235 with serial numbers 28-7610021 and up, and PA-28R-200 with serial numbers 28R-7635018 and up.		
			J - Used on PA-28-180 with serial numbers 28-4378 to 28-7505184 inclusive, PA-28-235 with serial numbers 28-11040 to 28-7510059 inclusive, PA-28R-180 with serial numbers 28R-30005 to 28R-7130019 inclusive, and PA-28R-200 with serial numbers 28R-30482, 28R-35001 to 28R-7535189 inclusive.		
			K - Used on PA-28-180 with serial numbers 28-7505185 to 28-7505261 inclusive, PA-28-235 with serial numbers 28-7510060 and up, and PA-28R-200 with serial numbers 28R-7535190 and up.		
			W - These parts must be ordered from Service Spares Department, Piper Aircraft, Lock Haven. Penna.		

When ordering, always specify Part Number, Description, and Serial Number of Aircraft

PA-28-180  
PA-28-235  
PA-28R-180  
PA-28R-200

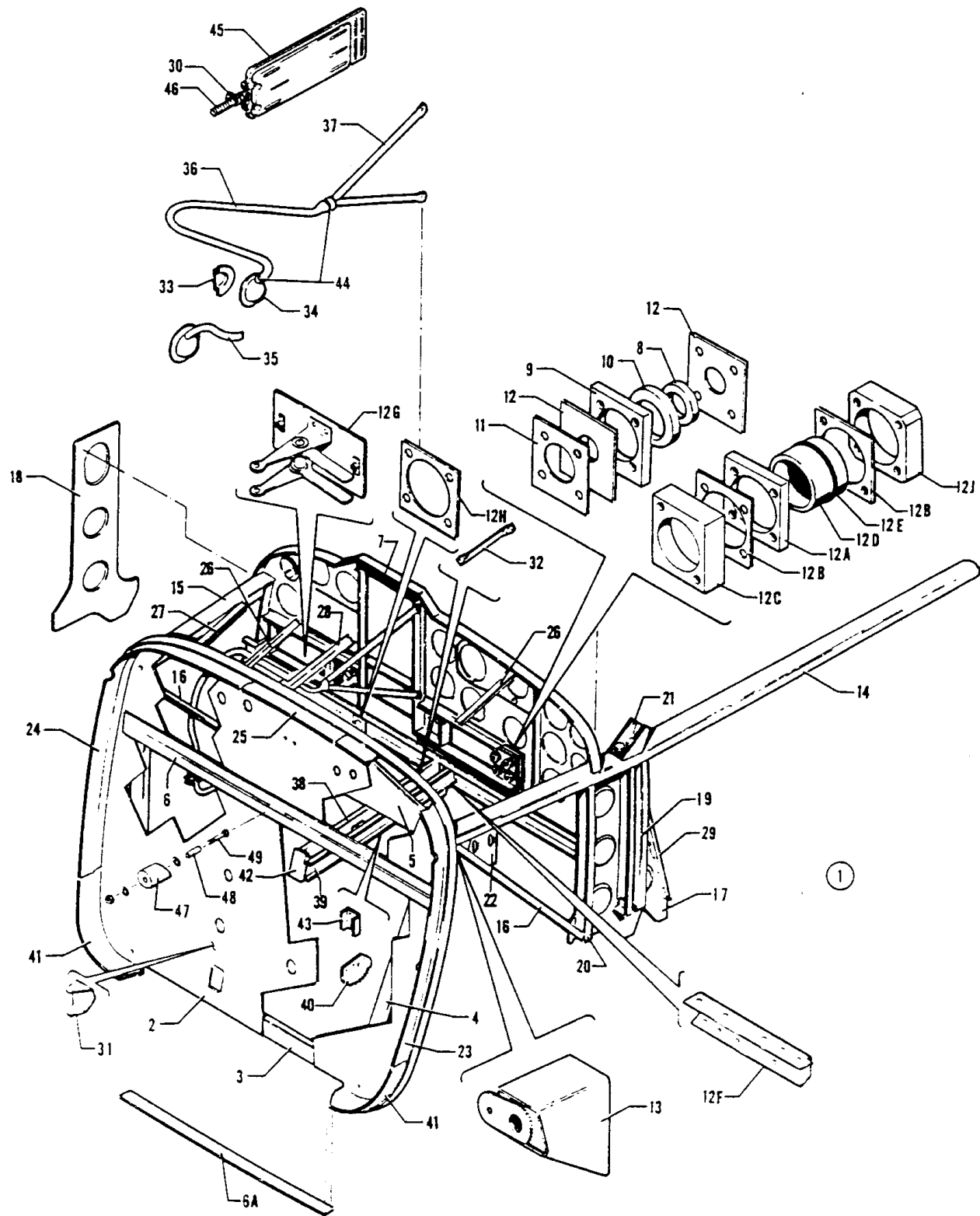


Figure 10. Upper Forward Cockpit Assembly

## PIPER PARTS CATALOG

Figure and Index Number	Part Number	Code	NOMENCLATURE	No. Req.	SERIAL NUMBERS AFFECTED
10-1	62420-14	B	UPPER COCKPIT ASSEMBLY - Forward	1	
	62420-21	D	UPPER COCKPIT ASSEMBLY - Forward	1	28-21846 to 28-21930 inclusive.
	66699-02	D	UPPER COCKPIT ASSEMBLY - Forward	1	28-21935 to 28-24999 inclusive
	66699-07	D	UPPER COCKPIT ASSEMBLY - Forward	1	28-25000 to 28-26400 inclusive
	99388-02	D	UPPER COCKPIT ASSEMBLY - Forward	1	28-26401 to 28-26956 inclusive
	99388-07	D	UPPER COCKPIT ASSEMBLY - Forward	1	28-7125001 to 28-7225612 incl.
	99388-10	D	UPPER COCKPIT ASSEMBLY - Forward	1	28-7325001 to 28-7325684 incl.
				1	28-7425001 to 28-7425298 incl..
				1	28-7425300 to 28-7425454 incl.
	99388-14	D	UPPER COCKPIT ASSEMBLY - Forward	1	28-7425299 to 28-7525001 to
				1	28-7625030 inclusive
	79549-909	D	UPPER COCKPIT ASSEMBLY - Forward	1	28-7625031 and up
	62375-06	A	UPPER COCKPIT ASSEMBLY - Forward	1	28-1761 to 28-3377 inclusive
	62375-11	A	UPPER COCKPIT ASSEMBLY - Forward	1	28-3378 to 28-4377 inclusive
	65088-02	C	UPPER COCKPIT ASSEMBLY - Forward	1	28-10003 to 28-10486 inclusive
	65443-04	C	UPPER COCKPIT ASSEMBLY - Forward	1	28-10487 to 28-10719 inclusive
	65563-02	C	UPPER COCKPIT ASSEMBLY - Forward	1	28-10720 to 28-11039 inclusive
	67251-08	E	UPPER COCKPIT ASSEMBLY - Forward	1	28-4378 to 28-4877 inclusive
	69251-02	C	UPPER COCKPIT ASSEMBLY - Forward	1	28-11040 to 28-11300 inclusive
	69251-04	C	UPPER COCKPIT ASSEMBLY - Forward	1	28-11301 to 28-11393 inclusive
	99389-02	C	UPPER COCKPIT ASSEMBLY - Forward	1	28-7110001 to 28-7210033 incl.
	76213-04	C	UPPER COCKPIT ASSEMBLY - Forward	1	28-7310001 to 28-7310187 incl.
	76299-04	C	UPPER COCKPIT ASSEMBLY - Forward	1	28-7410001 to 28-7410072 incl..
				1	28-7410074 to 28-7410120 incl.
	76299-09	C	UPPER COCKPIT ASSEMBLY - Forward	1	28-7410073, 28-7510001 to
				1	28-7610020 inclusive
	76471-909	C	UPPER COCKPIT ASSEMBLY - Forward	1	28-7610021 and up
	67251-11	E	UPPER COCKPIT ASSEMBLY - Forward	1	28-4878 to 28-5600 inclusive
	67251-17	E	UPPER COCKPIT ASSEMBLY - Forward	1	28-5601 to 28-5869 inclusive
	99390-03	E	UPPER COCKPIT ASSEMBLY - Forward	1	28-7105001 to 28-7205328 incl.
	76213-02	E	UPPER COCKPIT ASSEMBLY - Forward	1	28-7305001 to 28-7305611 incl.
	76299-02	E	UPPER COCKPIT ASSEMBLY - Forward	1	28-7405001 to 28-7405158 incl..
				1	28-7405160 to 28-7405290 incl.
	76299-07	E	UPPER COCKPIT ASSEMBLY - Forward	1	28-7405159, 28-7505001 to
				1	28-7505261 inclusive
-2	63284-00	A	FRAME ASSEMBLY - Firewall	1	28-1 to 28-1520 inclusive
	63284-02	A	FRAME ASSEMBLY - Firewall	1	28-1521 to 28-1760 inclusive
	63284-02	D	FRAME ASSEMBLY - Firewall	1	28-20002 to 28-20520 inclusive
	65111-00	C	FRAME ASSEMBLY - Firewall	1	28-10003 to 28-10486 inclusive
	62319-00	A	FRAME ASSEMBLY - Firewall	1	28-1761 to 28-3377 inclusive
	62319-03	A	FRAME ASSEMBLY - Firewall	1	28-3378 to 28-4377 inclusive
	65111-02	C	FRAME ASSEMBLY - Firewall	1	28-10487 to 28-10719 inclusive
	65547-00	C	FRAME ASSEMBLY - Firewall	1	28-10720 to 28-11039 inclusive
	63462-00	D	FRAME ASSEMBLY - Firewall	1	28-20521 to 28-21845 inclusive.
				1	28-21931 to 28-21934 inclusive
	63462-02	D	FRAME ASSEMBLY - Firewall	1	28-21846 to 28-21930 inclusive.
				1	28-21935 to 28-22095 inclusive
		A	Used on PA-28-150, PA-28-160 and PA-28-180 airplanes only.		
		B -	Used on PA-28-150, PA-28-160 and PA-28-180 with serial numbers 28-1 to 28-1760 inclusive, and PA-28-140 with serial numbers 28-20002 to 28-21845 inclusive.		
		C -	Used on PA-28-235 airplanes only.		
		D -	Used on PA-28-140 airplanes only.		
		E -	Used on PA-28-180 airplanes only.		

When ordering, always specify Part Number, Description, and Serial Number of Aircraft

PA-28-140  
PA-28-150  
PA-28-160  
PA-28-180  
PA-28-235

## PIPER PARTS CATALOG

Figure and Index Number	Part Number	Code	NOMENCLATURE	No. Req.	SERIAL NUMBERS AFFECTED
10-2	63462-03	D	* FRAME ASSEMBLY - Firewall	1	28-22096 to 28-24999 inclusive
	66706-00	D	* FRAME ASSEMBLY - Firewall	1	28-25000 to 28-7325684 incl.
	66706-02	D	* FRAME ASSEMBLY - Firewall	1	28-7425001 to 28-7425298 incl..
					28-7425300 to 28-7425454 incl.
	66706-03	D	* FRAME ASSEMBLY - Firewall	1	28-7425299, 28-7525001 and up
	65845-00	B	* FRAME ASSEMBLY - Firewall	1	28-4378 to 28-4877 inclusive
	65845-02	B	* FRAME ASSEMBLY - Firewall	1	28-4878 to 28-7305611 incl.
	65845-03	B	* FRAME ASSEMBLY - Firewall	1	28-7405001 to 28-7405158 incl..
					28-7405160 to 28-7405290 incl.
	65845-04	B	* FRAME ASSEMBLY - Firewall	1	28-7405149, 28-7505001 and up
69250-00	C	* FRAME ASSEMBLY - Firewall	1	28-11040 to 28-7310187 incl.	
69250-02	C	* FRAME ASSEMBLY - Firewall	1	28-7410001 to 28-7410072 incl..	
					28-7410074 to 28-7410120 incl.
69250-03	C	* FRAME ASSEMBLY - Firewall	1	28-7410073, 28-7510001 and up	
-3	62438-00		** CHANNEL - Upper cockpit assembly, firewall	1	
-4	62435-00	E	** CHANNEL - Upper cockpit, firewall, left	1	
	62435-01	E	** CHANNEL - Upper cockpit, firewall, right	1	
	63436-00	A	** CHANNEL - Upper cockpit, firewall, left	1	
	63436-01	A	** CHANNEL - Upper cockpit, firewall, right	1	
-5	62439-00	F	** BEAM - Upper cockpit, firewall	1	
	67266-02	D	** BEAM - Upper cockpit, firewall	1	28-25000 and up
	65555-00	C	** BEAM - Upper cockpit, firewall	1	28-10720 to 28-11039 inclusive
	67266-00	B	** BEAM - Upper cockpit, firewall	1	28-4378 to 28-4877 inclusive
	67266-02	B	** BEAM - Upper cockpit, firewall	1	28-4878 and up
	67266-02	C	** BEAM - Upper cockpit, firewall	1	28-11040 and up
	-6	63423-00	G	** CHANNEL ASSEMBLY - Toe brake reinforcement	1
63423-04		D	** CHANNEL ASSEMBLY - Toe brake reinforcement	1	28-25000 and up
63423-04		B	** CHANNEL ASSEMBLY - Toe brake reinforcement	1	28-4378 and up
63423-04		C	** CHANNEL ASSEMBLY - Toe brake reinforcement	1	28-11040 and up
-6a	63285-00		** ANGLE - Firewall	1	
			A - Used on PA-28-150, PA-28-160 and PA-28-180 airplanes only. B - Used on PA-28-180 airplanes only. C - Used on PA-28-235 airplanes only. D - Used on PA-28-140 airplanes only. E - Used on PA-28-140 with serial numbers 28-20002 to 28-20520 inclusive, PA-28-235 with serial numbers 28-10003 to 28-10486 inclusive, and PA-28-150, PA-28-160 and PA-28-180 with serial numbers 28-1 to 28-1760 inclusive. F - Used on PA-28-140 with serial numbers 28-20002 to 28-24999 inclusive, PA-28-150, PA-28-160 and PA-28-180 with serial numbers 28-1 to 28-4377 inclusive, and PA-28-235 with serial numbers 28-10003 to 28-10719 inclusive. G - Used on PA-28-140 with serial numbers 28-20521 to 28-24999 inclusive, PA-28-150, PA-28-160 and PA-28-180 with serial numbers 28-1761 to 28-4377 inclusive, and PA-28-235 with serial numbers 28-10487 to 28-11039 inclusive		

When ordering, always specify Part Number, Description, and Serial Number of Aircraft

PA-28-140  
PA-28-150  
PA-28-160  
PA-28-180  
PA-28-235

## PIPER PARTS CATALOG

Figure and Index Number	Part Number	Code	NOMENCLATURE	No. Req.	SERIAL NUMBERS AFFECTED
10-7	62521-14		PANEL ASSEMBLY - Instrument	1	28-1 to 28-1230 inclusive
	62154-00	A	PANEL ASSEMBLY - Instrument	1	28-1231 to 28-1760 inclusive
	62154-00	D	PANEL ASSEMBLY - Instrument	1	28-20002 to 28-24999 inclusive
	67120-04	D	PANEL ASSEMBLY - Instrument	1	28-25000 to 28-26400 inclusive
	67120-07	D	PANEL ASSEMBLY - Instrument	1	28-26401 to 28-26956 inclusive
	67120-11	D	PANEL ASSEMBLY - Instrument	1	28-7125001 to 28-7225612 incl.
	67120-14	D	PANEL ASSEMBLY - Instrument	1	28-7325001 to 28-7325684 incl.
	67120-17	D	PANEL ASSEMBLY - Instrument	1	28-7425001 to 28-7425298 incl.. 28-7425300 to 28-7425454 incl.
	79329-00	D	PANEL ASSEMBLY - Instrument	1	28-7425299, 28-7525001 and up
	65140-00	C	PANEL ASSEMBLY - Instrument	1	28-10003 to 28-10486 inclusive
	62881-00	C	PANEL ASSEMBLY - Instrument	1	28-10487 to 28-10660 inclusive
	62881-00	A	PANEL ASSEMBLY - Instrument	1	28-1761 to 28-2422 inclusive
	63765-00	C	PANEL ASSEMBLY - Instrument	1	28-10661 to 28-10719 inclusive
	63765-02	C	PANEL ASSEMBLY - Instrument	1	28-10720 to 28-11039 inclusive
	63765-00	A	PANEL ASSEMBLY - Instrument	1	28-2423 to 28-3377 inclusive
	63765-03	A	PANEL ASSEMBLY - Instrument	1	28-3378 to 284377 inclusive
	67120-02	H	PANEL ASSEMBLY - Instrument	1	
	67120-06	E	PANEL ASSEMBLY - Instrument	1	
	67120-10	F	PANEL ASSEMBLY - Instrument	1	
	67120-13	G	PANEL ASSEMBLY - Instrument	1	
	67120-16	J	PANEL ASSEMBLY - Instrument	1	
	79329-02	B	PANEL ASSEMBLY - Instrument	1	
			A - Used on PA-28-150, PA-28-160 and PA-28-180 airplanes only.		
			B - Used on PA-28-180 with serial numbers 28-7405159, 28-7505001 to 28-7505261 inclusive, and PA-28-235 with serial numbers 28-7410073, 28-7510001 and up.		
			C - Used on PA-28-235 airplanes only.		
			D - Used on PA-28-140 airplanes only.		
			E - Used on PA-28-180 with serial numbers 28-5601 to 28-5869 inclusive, and PA-28-235 with serial numbers 28-11301 to 28-11393 inclusive.		
			F - Used on PA-28-180 with serial numbers 28-7105001 to 28-7205328 inclusive, and PA-28-235 with serial numbers 28-7110001 to 28-7210033 inclusive.		
			G - Used on PA-28-180 with serial numbers 28-7305001 to 28-7305611 inclusive, and PA-28-235 with serial numbers 28-7310001 to 28-7310187 inclusive.		
			H - Used on PA-28-180 with serial numbers 28-4378 to 28-5600 inclusive, and PA-28-235 with serial numbers 28-11040 to 28-11300 inclusive.		
			J - Used on PA-28-180 with serial numbers 28-7405001 to 28-7405158 inclusive, 28-7405160 to 28-7405290 inclusive, and PA-28-235 with serial numbers 28-7410001 to 28-7410072, 28-7410074 to 28-7410120 inclusive		

When ordering, always specify Part Number, Description, and Serial Number of Aircraft

PA-28-140  
PA-28-150  
PA-28-160  
PA-28-180  
PA-28-235



## PIPER PARTS CATALOG

PIPER PARTS CATALOG					
Figure and Index Number	Part Number	Code	NOMENCLATURE	No. Req.	SERIAL NUMBERS AFFECTED
10-8	62788-00		BUSHING - Control wheel "150" and "160"	2	28-1 to 28-840 inclusive
	62870-00	A	BUSHING - Control wheel "150" and "160"	2	
-9	62869-00	A	PLATE - Control wheel	2	
-10	62871-00	A	SPACER - Control wheel	2	
-11	62521-09	G	PLATE - Control wheel	2	
-12	62521-15	G	WASHER - Control wheel	2	28-4378 to 28-4877 inclusive
-12a	68272-02	B	PLATE - Control wheel	2	
-12b	68272-03	B	PLATE - Control wheel	4	
-12c	68272-04		PLATE - Control wheel	2	
-12d	68273-02	B	BUSHING - Control wheel	2	
-12e	484 792	B	"O" RING - Control wheel (MS28775-218)	2	
-12f	67125-00	H	CHANNEL - Hand brake	1	
-12g	67390-03	F	CONTROL ASSEMBLY - Heat and defroster	1	
	69283-03	J	CONTROL ASSEMBLY - Heat and defroster	1	
	79863-03	E	CONTROL ASSEMBLY - Heat and defroster	1	
-12h	66695-00	D	RETAINER - Instrument	1	28-25000 and up
-12j	66931-00	C	PLATE - Control wheel lock	1	
<p>A - Used on PA-28-150 and PA-28-160 with serial numbers 28-841 to 28-3377 inclusive, PA-28-180 with serial numbers 28-671 to 28-3377 inclusive, PA-28-140 with serial numbers 28-20002 to 28-24999 inclusive, and PA-28-235 with serial numbers 28-10003 to 28-10719 inclusive.</p> <p>B - Used on PA-28-140 with serial numbers 28-25000 and up, PA-28-150, PA-28-160 and PA-28-180 with serial numbers 28-3378 to 28-7505261 inclusive, and PA-28-235 with serial numbers 28-10720 and up.</p> <p>C - Used on PA-28-140 with serial numbers 28-26401 to 28-7225612 inclusive, PA-28-180 with serial numbers 28-5601 to 28-7205328 inclusive, and PA-28-235 with serial numbers 28-11301 to 28-7210033 inclusive.</p> <p>D - Used on PA-28-140 airplanes only.</p> <p>E - Used on PA-28-140 with serial numbers 28-7125001 and up, PA-28-180 with serial numbers 28-7105001 to 28-7505261 inclusive, and PA-28-235 with serial numbers 28-7110001 and up.</p> <p>F - Used on PA-28-180 airplanes only.</p> <p>G - Used on PA-28-150, PA-28-160 and PA-28-180 with serial numbers 28-1 to 28-3377 inclusive, PA-28-235 with serial numbers 28-10003 to 28-10719 inclusive, and PA-28-140 with serial numbers 28-20002 to 28-24999 inclusive.</p> <p>H - Used on PA-28-140 with serial numbers 28-25000 and up, PA-28-180 with serial numbers 28-4378 to 28-7505261 inclusive, and PA-28-235 with serial numbers 28-11040 and up.</p> <p>J - Used on PA-28-140 with serial numbers 28-25000 to 28-26956 inclusive, PA-28-180 with serial numbers 28-4878 to 28-5869 inclusive, and PA-28-235 with serial numbers 28-11040 to 28-11393 inclusive.</p>					

When ordering, always specify Part Number, Description, and Serial Number of Aircraft

PA-28-140  
PA-28-150  
PA-28-160  
PA-28-180  
PA-28-235

## PIPER PARTS CATALOG

Figure and Index Number	Part Number	Code	NOMENCLATURE	No. Req.	SERIAL NUMBERS AFFECTED
10-13	62425-00	K	FITTING - Engine mount center, left	1	
	62425-01	K	FITTING - Engine mount center, right	1	
	79739-02	L	FITTING - Engine mount center, left	1	
	79739-03	L	FITTING - Engine mount center, right	1	
-14	62472-00	A	LONGERON - Upper, left	1	28-1 to 284377 inclusive
	62472-00	D	LONGERON - Upper left	1	
	62472-00	C	LONGERON - Upper left	1	28-10003 to 28-10719 inclusive
	65571-00	C	LONGERON - Upper, left	1	28-10720 to 28-7210033 incl.
	76489-02	C	LONGERON - Upper, left	1	28-7310001 and up
	65571-00	B	LONGERON - Upper, left	1	28-4378 to 28-7205328 incl.
	76489-02	B	LONGERON - Upper, left	1	28-7305001 to 28-7505261 incl.
-15	62473 00	G	LONGERON - Upper, right, front	1	
	62473-02	J	LONGERON - Upper, right, front	1	
-16	62485-00		CHANNEL - Left	1	
	62485-01		CHANNEL - Right	1	
-17	62498-00	E	WEB - Fuselage, left side	1	
	76136-00	F	WEB - Fuselage, left side	1	
-18	62499-00		WEB - Fuselage, right side	1	
-19	62653-04		FRAME ASSEMBLY - Upper forward cockpit, left	1	
-20	62674-00	A	ZEE - Upper forward cockpit, left	1	28-1 to 284377 inclusive
	62674-03	H	ZEE - Upper forward cockpit, left	1	
	62674-01		ZEE - Upper forward cockpit, right	1	
-21	62522-00	G	FITTING - Upper forward cockpit, Sta, 73	1	
	79553-00	J	FITTING - Upper forward cockpit, Sta, 73, left	1	
	79553-01	J	FITTING - Upper forward cockpit, Sta, 73, right	1	
			A - Used on PA-28-150, PA-28-160 and PA-28-180 airplanes only.		
			B - Used on PA-28-180 airplanes only.		
			C - Used on PA-28-235 airplanes only.		
			D - Used on PA-28-140 airplanes only.		
			E - Used on PA-28-180 with serial numbers 28-671 to 28-7205328 inclusive, PA-28-235 with serial numbers 28-10003 to 28-7210033 inclusive, and PA-28-140, PA-28-150 and PA-28-160 airplanes-		
			F - Used on PA-28-180 with serial numbers 28-7305001 to 28-7505261 inclusive, and PA-28-235 with serial numbers 28-7310001 and up.		
			G - Used on PA-28-140 with serial numbers 28-20002 to 28-7625030 inclusive, PA-28-150, PA-28-160, PA-28-180, and PA-28-235 with serial numbers 28-10003 to 28-7610020 inclusive.		
			H - Used on PA-28-180 with serial numbers 28-4378 to 28-7505261 inclusive, PA-28-140, PA-28-150 and PA-28-235.		
			J - Used on PA-28-140 with serial numbers 28-7625031 and up, and PA-28-235 with serial numbers 28-7610021 and up.		
			K - Used on PA-28-150, PA-28-160, PA-28-180 and PA-28-140 with serial numbers 28-25000 to 28-7725091 inclusive, and PA-28-235 with serial numbers 28-10003 to 28-7610188 inclusive.		
			L - Used on PA-28-140 with serial numbers 28-7725092 and up, and PA-28-235 with serial numbers 28-7610189 and up.		

When ordering, always specify Part Number, Description, and Serial Number of Aircraft

PA-28-140  
PA-28-150  
PA-28-160  
PA-28-180  
PA-28-235

## PIPER PARTS CATALOG

Figure and Index Number	Part Number	Code	NOMENCLATURE	No. Req.	SERIAL NUMBERS AFFECTED
10-22	63275-00	A	PLATE ASSEMBLY - Voltage regulator support, left	1	
	66541-00	E	PLATE ASSEMBLY - Voltage regulator support, left	1	
	79468-00	B	PLATE ASSEMBLY - Voltage regulator support, left	1	
	79655-00	D	PLATE ASSEMBLY - Voltage regulator support, left	1	
-23	65134-02	C	FLANGE - Nose cowl attaching, left	1	28-10003 to 28-10486 inclusive
	65134-02	F	FLANGE - Nose cowl attaching, left	1	
	65458-02	C	FLANGE - Nose cowl attaching, left	1	28-10487 to 28-7710040 incl.
	79795-08	C	FLANGE - Nose cowl attaching, left	1	28-7710041 and up
-24	65134-03	C	FLANGE - Nose cowl attaching, right	1	28-10003 to 28-10486 inclusive
	65134-03	F	FLANGE - Nose cowl attaching, right	1	
	65458-03	C	FLANGE - Nose cowl attaching, right	1	28-10487 to 28-7710040 incl.
	79795-09	C	FLANGE - Nose cowl attaching, right	1	28-7710041 and up
-25	65134-04	C	FLANGE - Nose cowl attaching, top	1	28-10003 to 28-10486 inclusive
	65134-04	F	FLANGE - Nose cowl attaching, top	1	
	65458-04	C	FLANGE - Nose cowl attaching, top	1	28-10487 to 28-7710040 incl.
	79795-02	G	FLANGE - Nose cowl attaching, top	1	
-26	67259-02	J	ANGLE - Stiffener, upper forward cockpit	2	
-27	67258-00	J	ANGLE - Stiffener, upper forward cockpit	1	
-28	67260-00	K	ANGLE - Stiffener, upper forward cockpit	1	
-29	76137-02	H	CHANNEL - Sta. 73.04	1	
			<p>A - Used on PA-28-140 with serial numbers 28-20002 to 28-24999 inclusive, PA-28-150, PA-28-160 and PA-28-180 with serial numbers 28-1 to 28-3377 inclusive, and PA-28-235 with serial numbers 28-10003 to 28-10719 inclusive.</p> <p>B - Used on PA-28-140 with serial numbers 28-7425299, 28-7525001 to 28-7625284 inclusive, PA-28-180 with serial numbers 28-7405159, 28-7505001 to 28-7505261 inclusive, and PA-28-235 with serial numbers 28-7410073, 28-75100-01 to 28-7610206 inclusive.</p> <p>C - Used on PA-28-235 airplanes only</p> <p>D - Used on PA-28-140 with serial numbers 28-7725001 and up. and PA-28-235 with serial numbers 28-7710001 and up.</p> <p>E - Used on PA-28-140 with serial numbers 28-25000 to 28-7425298 inclusive, 28-7425300 to 28-7425454 inclusive, PA-28-150, PA-28-160 and PA-28-180 with serial numbers 28-3378 to 28-7405158 inclusive, 28-7405160 to 28-7405290 inclusive, and PA-28-235 with serial numbers 28-10720 to 28-7410072 inclusive, 28-7410074 to 28-7410120 inclusive.</p> <p>F - Used on PA-28-150, PA-28-160 and PA-28-180 with serial numbers 28-1761 and up-</p> <p>G - Used on PA-28-235 with serial numbers 28-7710041 and up.</p> <p>H - Used on PA-28-180 with serial numbers 28-7305001 to 28-7505261 inclusive, and PA-28-235 with serial numbers 28-7310001 and up.</p> <p>J - Used on PA-28-140 with serial numbers 28-25000 and up, and PA-28-235 with serial numbers 28-7610021 and up.</p> <p>K - Used on PA-28-140 with serial numbers 28-25000 to 28-26956 inclusive, PA-28-180 with serial numbers 28-4378 to 28-5869 inclusive, and PA-28-235 with serial numbers 28-11040 to 28-11393 inclusive.</p>		

When ordering, always specify Part Number, Description, and Serial Number of Aircraft

PA-28-140  
PA-28-150  
PA-28-160  
PA-28-180  
PA-28-235

## PIPER PARTS CATALOG

PIPER PARTS CATALOG					
Figure and Index Number	Part Number	Code	NOMENCLATURE	No. Req.	SERIAL NUMBERS AFFECTED
10-30	554 888	C,W	CLAMP - Radio cooling hose (SAE TYF-6)	2	28-7310001 to 28-7310187 incl.
-31	76325-00	A	CHANNEL - Rudder centering	1	
-32	62153-00	B	BRACE - Ash receiver box	1	
-33	22482-00	D,W	SCOOP - Air, AutoFlite cooling	1	28-1 to 28-1230 inclusive
-34	63218-00	D	BOX ASSEMBLY - Ventilator, AutoFlite cooling	1	
-35	63633-15		HOSE - AutoFlite cooling (12")	1	
	63633-14	E	HOSE - Radio cooling (28 1/2")	1	
	63633-25	F	HOSE - Radio cooling (33")	1	
-36	13586-80	G	TUBE - Radio cooling	1	
	63633-47	H	HOSE - Radio cooling	1	
-37	63220-00	E	TUBE ASSEMBLY - Radio cooling	1	
	62940-00	F	TUBE ASSEMBLY - Radio cooling	1	
	68098-05	G	TUBE ASSEMBLY - Radio cooling	1	
	67469-00	H	TUBE ASSEMBLY - Radio cooling	1	
<p>A - Used on PA-28-235 airplanes only.</p> <p>B - Used on PA-28-150, PA-28-160 and PA-28-180 with serial numbers 28-1231 to 28-1760 inclusive, and PA-28-140 with serial numbers 28-20002 to 28-24999 inclusive.</p> <p>C - Used on PA-28-140 with serial numbers 28-7525001 and up, PA-28-180 with serial numbers 28-7505001 to 28-7505261 inclusive, and PA-28-235 with serial numbers 28-7510001 and up.</p> <p>D - Used on PA-28-140 with serial numbers 28-20002 to 28-24999 inclusive, PA-28-150, PA-28-160 and PA-28-180 with serial numbers 28-1 to 28-2477 inclusive, and PA-28-235 with serial numbers 28-10003 to 28-10675 inclusive.</p> <p>E - Used on PA-28-150, PA-28-160 and PA-28-180 with serial numbers 28-1 to 28-1760 inclusive, PA-28-235 with serial numbers 28-10003 to 28-10486 inclusive, and PA-28-140 with serial numbers 28-20002 to 28-24999 inclusive.</p> <p>F - Used on PA-28-150, PA-28-160 and PA-28-180 with serial numbers 28-1761 to 28-2477 inclusive, and PA-28-235 with serial numbers 28-10487 to 28-10675 inclusive.</p> <p>G - Used on PA-28-150, PA-28-160 and PA-28-180 with serial numbers 28-2478 to 28-4377 inclusive, and PA-28-235 with serial numbers 28-10676 to 28-11039 inclusive.</p> <p>H - Used on PA-28-140 with serial numbers 28-25000 to 28-7425454 inclusive, PA-28-180 with serial numbers 28-4378 to 28-7405290 inclusive, and PA-28-235 with serial numbers 28-11040 to 28-7410120 inclusive.</p> <p>W - These parts must be ordered from Service Spares Department, Piper Aircraft, Lock Haven, Penna.</p>					

When ordering, always specify Part Number, Description, and Serial Number of Aircraft

PA-28-140  
PA-28-150  
PA-28-160  
PA-28-180  
PA-28-235

## PIPER PARTS CATALOG

Figure and Index Number	Part Number	Code	NOMENCLATURE	No. Req.	SERIAL NUMBERS AFFECTED
10-38	62698-00	B	CHANNEL ASSEMBLY - Brake support, right	1	
	67138-00	D	CHANNEL ASSEMBLY - Brake support, right	1	
-39	62699-04	B	CHANNEL ASSEMBLY - Brake support, left	1	
	67137-00	D	CHANNEL ASSEMBLY - Brake support, left	1	
-40	63354-00		RATCHET - Brake handle	1	28-251 and up
-41	65134-05	A	FLANGE - Nose cowl attaching, bottom, left	1	
	65134-06	C	FLANGE - Nose cowl attaching, bottom, left	1	28-10003 to 28-10486 inclusive
	65458-06	C	FLANGE - Nose cowl attaching, bottom, left	1	28-10487 to 28-7710040 incl.
	65134-05	A	FLANGE - Nose cowl attaching, bottom, right	1	
	65134-05	C	FLANGE - Nose cowl attaching, bottom, right	1	28-10003 to 28-10486 inclusive
	65458-05	C	FLANGE - Nose cowl attaching, bottom, right	1	28-10487 to 28-7710040 incl.
-42	62648-00	B	CHANNEL - Brake support, forward	1	
	67139-00	D	CHANNEL - Brake support, forward	1	
-43	62649-00	B	CHANNEL - Brake support, aft	1	
	67140-02	D	CHANNEL ASSEMBLY - Brake support, aft	1	
-44	454 985	E,W	CLAMP - Radio cooling hose (SAE TYA-1)	2	
-45	79405-00	F	BOX ASSEMBLY - Radio cooling	1	
-46	63633-136	F	HOSE - Radio cooling	1	
-47	63927-00		BUMPER - Tee bar	1	
-48	63900-64		BUSHING - Tee bar bumper	1	
-49	400 444	W	BOLT - (AN3-13A)	1	
	690 612	W	WASHER - (NAS1149F0363P)	1	
	404 526	W	NUT - (MS21042-3)	1	
			A - Used on PA-28-150, PA-28-160 and PA-28-180 with serial numbers 28-1761 and up.		
			B - Used on PA-28-150, PA-28-160 and PA-28-180 with serial numbers 28-251 to 28-4377 inclusive, PA-28-235 with serial numbers 28-10003 to 28-11039 inclusive, and PA-28-140 with serial numbers 28-20002 to 28-24999 inclusive.		
			C - Used on PA-28-235 airplanes only.		
			D - Used on PA-28-180 with serial numbers 28-4378 to 28-7505261 inclusive, PA-28-235 with serial numbers 28-11040 and up, and PA-28-140 with serial numbers 28-25000 and up.		
			E - Used on PA-28-150, PA-28-160 and PA-28-180 with serial numbers 28-1 to 28-7405290 inclusive, PA-28-140 with serial numbers 28-20002 to 28-7425454 inclusive, and PA-28-235 with serial numbers 28-10003 to 28-7410120 inclusive.		
			F - Used on PA-28-140 with serial numbers 28-7525001 and up, PA-28-180 with serial numbers 28-7505001 to 28-7505261 inclusive, and PA-28-235 with serial numbers 28-7510001 and up.		
			W - These parts must be ordered from Service Spares Department, Piper Aircraft, Lock Haven, Penna.		

When ordering, always specify Part Number, Description, and Serial Number of Aircraft

PA-28-140  
PA-28-150  
PA-28-160  
PA-28-180  
PA-28-235

**1C23 THRU 1C24  
INTENTIONALLY LEFT BLANK**

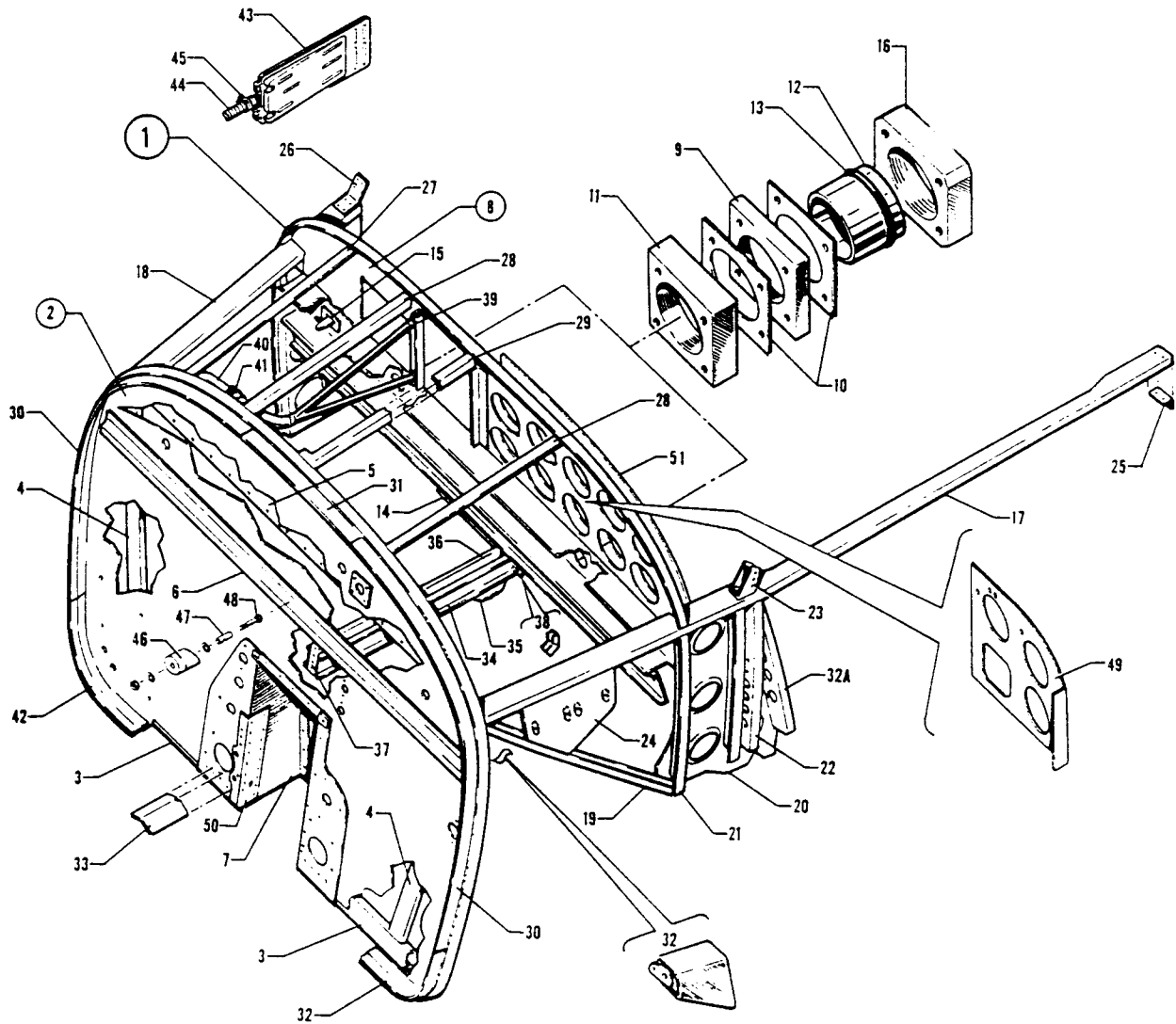


Figure 11. Upper Forward Cockpit Assembly

## PIPER PARTS CATALOG

Figure and Index Number	Part Number	Code	NOMENCLATURE	No. Req.	SERIAL NUMBERS AFFECTED
11-1	67251-02	G	UPPER COCKPIT ASSEMBLY - Forward	1	
	67251-10	A	UPPER COCKPIT ASSEMBLY - Forward	1	
	67251-16	F	UPPER COCKPIT ASSEMBLY - Forward	1	
	99390-04	D	UPPER COCKPIT ASSEMBLY - Forward	1	
	76130-02	E	UPPER COCKPIT ASSEMBLY - Forward	1	28R-7235001 to 28R-7235330 incl.
	76130-11	E	UPPER COCKPIT ASSEMBLY - Forward	1	28R-7335001 to 28R-7335455 incl.
	76360-02	E	UPPER COCKPIT ASSEMBLY - Forward	1	28R-7435001 to 28R-7435232 incl., 28R-7435234 to 28R-7435331 incl.
	76360-03	E	UPPER COCKPIT ASSEMBLY - Forward	1	28R-7435233, 28R-7535001 to 28R-7635017 inclusive
	67930-909	E	UPPER COCKPIT ASSEMBLY - Forward	1	28R-7635018 and up
-2	67253-00	G	FIREWALL ASSEMBLY - Upper cockpit	1	
	67253-02	C	FIREWALL ASSEMBLY - Upper cockpit	1	
	76437-00	E	FIREWALL ASSEMBLY - Upper cockpit	1	28R-7435001 to 28R-7435232 Incl., 28R-7435234 to 28R-7435331 Incl..
	76437-02	E	FIREWALL ASSEMBLY - Upper cockpit	1	28R-7435233, 28R-7535001 and up
-3	67257-00		CHANNEL- Firewall, left	1	
	67257-01		CHANNEL- Firewall, right	1	
-4	63436-00		CHANNEL- Firewall, left	1	
	63436-01		CHANNEL - Firewall, right	1	
-5	67266-00	G	BEAM - Firewall	1	
	67266-02		BEAM - Firewall	1	28R-30679 and up
-6	63423-04		CHANNEL ASSEMBLY - Firewall	1	
-7	67255-00	B	WHEEL WELL ASSEMBLY - Firewall	1	
		E	WHEEL WELL ASSEMBLY - Firewall	1	28R-7435001 and up
			<p>A - Used on PA-28R-180 with serial numbers 28R-30679 to 28R-31250 inclusive, and PA-28R-200 with serial numbers 28R-30482, 28R-35001 to 28R-35600 inclusive.</p> <p>B - Used on PA-28R-180 with serial numbers 28R-30005 to 28R-7130019 inclusive, and PA-28R-200 with serial numbers 28R-30482, 28R-35001 to 28R-7335455 inclusive.</p> <p>C - Used on PA-28R-180 with serial numbers 28R-30679 to 28R-7130019 inclusive, and PA-28R-200 with serial numbers 28R-30482, 28R-35001 to 28R-7335455 inclusive.</p> <p>D - Used on PA-28R-180 with serial numbers 28R-7130001 to 28R-7130019 inclusive, and PA-28R-200 with serial numbers 28R-30482, 28R-35001 to 28R-7135238 inclusive.</p> <p>E - Used on PA-28R-200 airplanes only.</p> <p>F - Used on PA-28R-180 with serial numbers 28R-31251 to 28R-31279 inclusive, and PA-28R-200 with serial numbers 28R-35601 to 28R-35830 inclusive.</p> <p>G - Used on PA-28R-180 with serial numbers 28R-30005 to 28R-30481 inclusive, 28R-30483 to 28R-30678 inclusive</p>		

When ordering, always specify Part Number, Description, and Serial Number of Aircraft



## PIPER PARTS CATALOG

PIPER PARTS CATALOG					
Figure and Index Number	Part Number	Code	NOMENCLATURE	No. Req.	SERIAL NUMBERS AFFECTED
11-8	67120-00	C	* PANEL ASSEMBLY - Instrument	1	28R-7335001 to 28R-7335455 Incl. 28R-7435001 to 28R-7435232 Incl., 28R-7435234 to 28R-7435331 Incl. 28R-7435233, 28R-7535001 and up
	67120-05	L	* PANEL ASSEMBLY- Instrument	1	
	67120-09	B	* PANEL ASSEMBLY - Instrument	1	
	67120-12	A	* PANEL ASSEMBLY - Instrument	1	
	67120-15	A	* PANEL ASSEMBLY - Instrument	1	
	79329-03	A	* PANEL ASSEMBLY - Instrument	1	
-9	68272-02		* * PLATE - control wheel	2	
-10	68272-03		* * PLATE - control wheel	4	
-11	68272-04		* * PLATE - Control wheel	2	
-12	68273-02		* * BUSHING - Control wheel	2	
-13	484 792		* * O-RING - Control wheel (MS28775-218)	2	
-14	67125-00		* * CHANNEL - Hand brake	1	
-15	67390-00	G	* * CONTROL ASSEMBLY - Heat and defroster	1	
	69283-00	D	* * CONTROL ASSEMBLY - Heat and defroster	1	
	79863-02	E	* * CONTROL ASSEMBLY - Heat and defroster	1	
-16	66931-00	F	* * PLATE - Control wheel lock	1	
-17	65571-00	H	* LONGERON - Upper forward cockpit, left	1	
	76489-02	A	* LONGERON - Upper forward cockpit, left	1	28R-7235001 and up
-18	62473-00	J	* LONGERON - Upper forward cockpit, right	1	
	62473-02	A	* LONGERON - Upper forward cockpit, right	1	28R-7635018 and up
			A - Used on PA-28R-200 airplanes only.		
			B - Used on PA-28R-180 with serial numbers 28R-7130001 to 28R-7130019 inclusive, and PA-28R-200 with serial numbers 28R-7135001 to 28R-7235330 inclusive.		
			C - Used on PA-28R-180 with serial numbers 28R-30005 to 28R-30481 inclusive, 28R-30483 to 28R-31250 inclusive, and PA-28R-200 with serial numbers 28R-30482, 28R-35001 to 28R-35600 inclusive.		
			D - Used on PA-28R-180 with serial numbers 28R-30679 to 28R-31279 inclusive, and PA-28R-200 with serial numbers 28R-30482, 28R-35001 to 28R-35830 inclusive.		
			E - Used on PA-28R-180 with serial numbers 28R-7130001 and up, and PA-28R-200 with serial numbers 28R-7135001 and up.		
			F - Used on PA-28R-180 with serial numbers 28R-31251 to 28R-7130019 inclusive, and PA-28R-200 with serial numbers 28R-35601 to 28R-7235330 inclusive.		
			G - Used on PA-28R-180 with serial numbers 28R-30005 to 28R-30481 inclusive, 28R-30483 to 28R-30678 inclusive.		
			H - Used on PA-28R-180 with serial numbers 28R-30005 to 28R-7130019 inclusive, and PA-28R-200 with serial numbers 28R-30482, 28R-35001 to 28R-7135238 inclusive.		
			J - Used on PA-28R-180 and PA-28R-200 with serial numbers 28R-30482, 28R-35001 to 28R-7635017 Inclusive.		
			K - Used if NSD-360 is installed.		
			L - Used on PA-28R-180 with serial numbers 28R-31251 to 28R-31279 inclusive, and PA-28R-200 with serial numbers 28R-35601 to 28R-35830 inclusive.		

When ordering, always specify Part Number, Description, and Serial Number of Aircraft

## PIPER PARTS CATALOG

Figure and Index Number	Part Number	Code	NOMENCLATURE	No. Req.	SERIAL NUMBERS AFFECTED
11-19	62485-00		CHANNEL - Upper forward cockpit, left	1	
	62485-01		CHANNEL - Upper forward cockpit, right	1	
-20	62498-00	B	WEB - Upper forward cockpit, left	1	
	76136-00	D	WEB - Upper forward cockpit, left	1	28R-7235001 and up
	62499-00		WEB - Upper forward cockpit, right	1	
-21	62674-03		ZEE - Upper forward cockpit, left	1	
	62674-01		ZEE - Upper forward cockpit, right	1	
-22	62653-04		FRAME ASSEMBLY - Upper forward cockpit, left	1	
-23	62522-00	G	FITTING - Upper forward cockpit, left	1	
	79553-00	D	FITTING - Upper forward cockpit, left	1	28R-7635018 and up
	79553-01	D	FITTING - Upper forward cockpit, right	1	28R-7635018 and up
-24	66541-00	C	PLATE ASSEMBLY - Voltage regulator support, left	1	
	79468-00	D	PLATE ASSEMBLY - Voltage regulator support, left	1	28R-7535001 and up
-25	62506-00	B	CLIP - Upper cockpit, left	1	
-26	62517-00		CLIP - Upper cockpit, right	1	
-27	67258-00		ANGLE - Stiffener, upper forward cockpit	1	
-28	67259-02		ANGLE - Stiffener, upper forward cockpit	1	
-29	67260-00	A	ANGLE - Stiffener, upper forward cockpit	1	
-30	65134-02	F	FLANGE - Nose cowl attaching, top left	1	
	79795-04	D	FLANGE - Nose cowl attaching, top left	1	28R-7635531 and up
	65134-03	F	FLANGE - Nose cowl attaching, top right	1	
	79795-03	D	FLANGE - Nose cowl attaching, top right	1	28R-7635531 and up
-31	65134-04	F	FLANGE - Nose cowl attaching, top center	1	
	79795-02	D	FLANGE - Nose cowl attaching, top center	1	28R-7635531 and up
-32	62425-00	E	FITTING ASSEMBLY - Engine mount, left	1	
	62425-01	E	FITTING ASSEMBLY - Engine mount, right	1	
	79739-02	D	FITTING ASSEMBLY - Engine mount, left	1	28R-7635484 and up
	79739-03	D	FITTING ASSEMBLY - Engine mount, right	1	28R-7635484 and up
-32a	76137-02	D	CHANNEL - Sta. 73.04	1	
			<p>A - Used on PA-28R-180 with serial numbers 28R-30005 to 28R-30481 inclusive, 28R-30483 to 28R-31279 inclusive, and PA-28R-200 with serial numbers 28R-30482, 28R-35001 to 28R-35830 inclusive.</p> <p>B - Used on PA-28R-180 with serial numbers 28R-30005 to 28R-7130019 inclusive, and PA-28R-200 with serial numbers 28R-30482, 28R-35001 to 28R-7135238 inclusive.</p> <p>C - Used on PA-28R-180 with serial numbers 28R-30005 to 28R-7130019 inclusive, and PA-28R-200 with serial numbers 28R-30482, 28R-35001 to 28R-7435331 inclusive.</p> <p>D - Used on PA-28R-200 airplanes only.</p> <p>E - Used on PA-28R-180 with serial numbers 28R-30005 to 28R-30481 inclusive, 28R-30483 to 28R-7130019 inclusive, and PA-28R-200 with serial numbers 28R-30482, 28R-35001 to 28R-7635483 inclusive.</p> <p>F - Used on PA-28R-180 with serial numbers 28R-30005 to 28R-30481, 28R-30483 to 28R-7130019 inclusive, and PA-28R-200 with serial numbers 28R-30482, 28R-35001 to 28R-7635530 inclusive.</p> <p>G - Used on PA-28R-180 and PA-28R-200 with serial numbers 28R-30482, 28R-35001 to 28R-7635017 inclusive.</p>		

When ordering, always specify Part Number, Description, and Serial Number of Aircraft

## PIPER PARTS CATALOG

Figure and Index Number	Part Number	Code	NOMENCLATURE	No. Req.	SERIAL NUMBERS AFFECTED
11-33	67365-00		SHIELD - Nose wheel hydraulic cylinder	1	
-34	67137-00		CHANNEL ASSEMBLY - Brake support, left	1	
-35	63354-00		* RATCHET- Brake handle	1	
-36	67138-00		CHANNEL ASSEMBLY - Brake support, right	1	
-37	67139-00		CHANNEL- Brake support, forward	1	
-38	67140-00		CHANNEL - Brake support, aft	1	
-39	67448-00	C	TUBE ASSEMBLY - Radio cooling	1	28R-30005 to 28R-30242 inclusive
	67469-00	A	TUBE ASSEMBLY - Radio cooling	1	
-40	63633-47	B	HOSE - Radio cooling	1	
-41	454 985	B,W	CLAMP - Radio cooling hose (SAE TYA-1)	2	
-42	65134-06	F	FLANGE - Nose cowl attaching, bottom left	1	
	65134-05	F	FLANGE - Nose cowl attaching, bottom right	1	
-43	79405-00	D	BOX ASSEMBLY - Radio cooling	1	28R-7535001 and up
44	63633-136	D	HOSE - Radio cooling	1	28R-7535001 and up
-45	554 888	D,W	CLAMP - Radio cooling hose (SAE TYF-6)	2	28R-7535001 and up
-46	63927-00		BUMPER - Tee bar	1	
-47	63900-64		BUSHING - Tee bar bumper	1	
-48	400 444	W	BOLT - (AN3-13A)	1	
	690 612	W	WASHER - (NAS1149F0363P)	1	
	404 526	W	NUT - (MS21042-3)	1	
-49	79566-00	D,E	DOUBLER - Instrument panel	1	28R-7635001 and up
-50	67972-02		STIFFENER - Wheel well, right	1	
-51	79567-00	D,E	PANEL- Instrument, upper Left	1	28R-7635001 and up
<p>A - Used on PA-28R-180 with serial numbers 28R-30243 to 28R-7130019 inclusive, and PA-28R-200 with serial numbers 28R-30482, 28R-35001 to 28R-7435331 inclusive.</p> <p>B - Used on PA-28R-180 with serial numbers 28R-30005 to 28R-7130019 inclusive, and PA-28R-200 with serial numbers 28R-30482, 28R-35001 to 28R-7435331 inclusive.</p> <p>C - Used on PA-28R-180 airplanes only.</p> <p>D - Used on PA-28R-200 airplanes only.</p> <p>E - Used if NSD-360 is installed.</p> <p>F - Used on PA-28R-180 with serial numbers 28R-30005 to 28R-30481, 28R-30483 to 28R-7130019 inclusive. and PA-28R-200 with serial numbers 28R-30482, 28R-35001 to 28R-7635530 inclusive.</p> <p>W - These parts must be ordered from Service Spares Department, Piper Aircraft, Lock Haven, Penna.</p>					

When ordering, always specify Part Number, Description, and Serial Number of Aircraft

# PIPER PARTS CATALOG

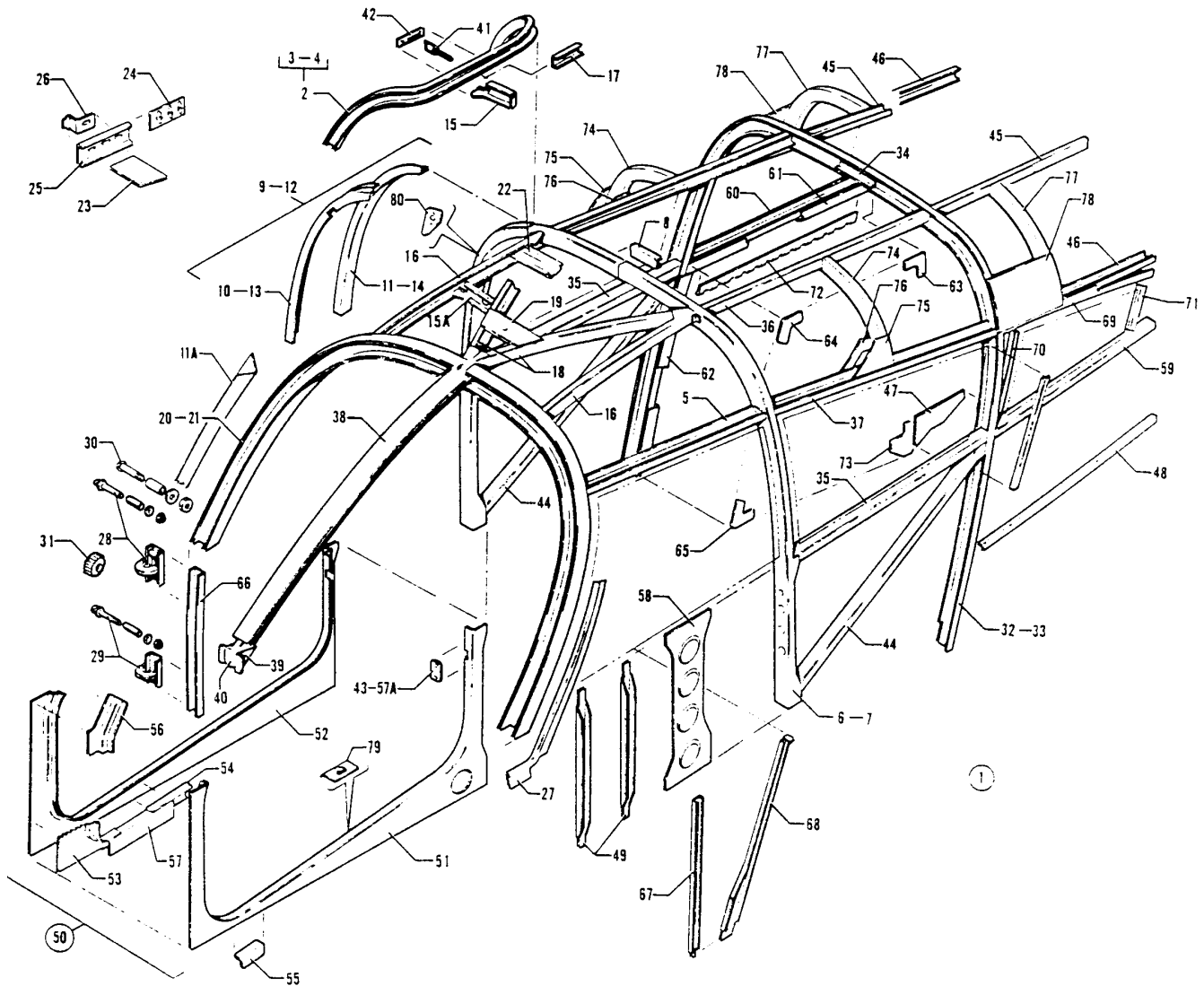


Figure 12. Upper Center Cockpit Assembly

## PIPER PARTS CATALOG

Figure and Index Number	Part Number	Code	NOMENCLATURE	No. Req.	SERIAL NUMBERS AFFECTED
12-1	62420-15		UPPER COCKPIT ASSEMBLY - Center	1	
	62873-02	F	UPPER COCKPIT ASSEMBLY - Center	1	
	62873-08	D	UPPER COCKPIT ASSEMBLY - Center	1	
	76130-04	G	UPPER COCKPIT ASSEMBLY - Center	1	
	76130-15	H	UPPER COCKPIT ASSEMBLY - Center	1	
	76471-910	C	UPPER COCKPIT ASSEMBLY - Center	1	
	67930-910	B	UPPER COCKPIT ASSEMBLY - Center	1	
	62873-09	E	UPPER COCKPIT ASSEMBLY - Center	1	28-26401 to 28-7325684 Incl.
	62873-13	E	UPPER COCKPIT ASSEMBLY - Center	1	28-7425001 to 28-7625030 Incl..
	79549-910	E	UPPER COCKPIT ASSEMBLY - Center		
	65563-07	C	UPPER COCKPIT ASSEMBLY - Center	1	28-10720 to 28-11300 inclusive
	65563-08	C	UPPER COCKPIT ASSEMBLY - Center	1	28-11301 to 28-7210033 Incl.
			<p>A - Used on PA-28-150, PA-28-160 and PA-28-180 with serial numbers 28-1 to 28-990 inclusive.</p> <p>B - Used on PA-28R-200 airplanes only.</p> <p>C - Used on PA-28-235 airplanes only.</p> <p>D - Used on PA-28-180 with serial numbers 28-5601 to 28-7205328 inclusive, PA-28R-180 with serial numbers 28R-31251 to 28R-7130019 inclusive, and PA-28R-200 with serial numbers 28R-35601 to 28R-7135238 inclusive.</p> <p>E - Used on PA-28-140 airplanes only.</p> <p>F - Used on PA-28-140 with serial numbers 28-20002 to 28-26400 inclusive, PA-28-150, PA-28-160 and PA-2B-180 with serial numbers 28-991 to 28-5600 inclusive, PA-28-235 with serial numbers 28-10003 to 28-10719 inclusive, PA-28R-180 with serial numbers 28R-30005 to 28R-30481 inclusive, 28R-30483 to 28R-31250 inclusive, and PA-28R-200 with serial numbers 28R-30482, 28R-35001 to 28R-35600 inclusive.</p> <p>G - Used on PA-28-180 with serial numbers 28-7305001 to 28-7305611 inclusive, PA-28-235 with serial numbers 28-7310001 to 28-7310187 inclusive, and PA-28R-200 with serial numbers 28R-7235001 to 28R-7335455 inclusive.</p> <p>H - Used on PA-28-180 with serial numbers 28-7405001 to 28-7505261 inclusive, PA-28-235 with serial numbers 28-7410001 to 28-7610020 inclusive, and PA-28R-200 with serial numbers 28R-7410001 to 28R-7635017 inclusive.</p>		

When ordering, always specify Part Number, Description, and Serial Number of Aircraft

## PIPER PARTS CATALOG

Figure and Index Number	Part Number	Code	NOMENCLATURE	No. Req.	SERIAL NUMBERS AFFECTED
12-2	62512-00		PAN ASSEMBLY - Upper center	1	28-1 to 28-370 inclusive
	62420-16		PAN ASSEMBLY - Upper center	1	28-371 to 28-990 inclusive
	62873-03	A	PAN ASSEMBLY - Upper center	1	
	62873-10	B	PAN ASSEMBLY - Upper center	1	28-7325295 to 28-7625030 incl.
	79561-901	B	PAN ASSEMBLY - Upper center	1	28-7625031 and up
	76130-05	C	PAN ASSEMBLY - Upper center	1	
	76130-12	E	PAN ASSEMBLY - Upper center	1	
-3	79561-900	F	PAN ASSEMBLY - Upper center	1	
	62496-00		PAN - Outer	1	28-1 to 28-370 inclusive
	62420-13		PAN - Outer	1	28-371 to 28-990 inclusive
	62873-06	A	PAN - Outer	1	
	62873-12	B	PAN - Outer	1	28-7325295 to 28-7625030 incl.
	79561-05	B	PAN - Outer	1	28-7625031 and up
	76130-07	C	PAN - Outer	1	
-4	76130-14	D	PAN - Outer	1	
	62497-00		PAN - Inner	1	28-1 to 28-370 inclusive
	62420-12		PAN - Inner	1	28-371 to 28-990 inclusive
	62873-05	A	PAN - Inner	1	
	62873-11	B	PAN - Inner	1	28-7325295 to 28-7625030 incl.
	79561-06	B	PAN - Inner	1	28-7625031 and up
	76130-06	C	PAN - Inner	1	
	76130-13	D	PAN - Inner	1	
			A - Used on PA-28R-200 with serial numbers 28R-30482, 28R-35001 to 28R-7135238 inclusive, PA-28-180 with serial numbers 28-991 to 28-7205328 inclusive, PA-28-235 with serial numbers 28-10003 to 28-7210033 inclusive, PA-28-140 with serial numbers 28-20002 to 28-7325294 inclusive, PA-28-150, PA-28-160 and PA-28R-180.		
			B - Used on PA-28-140 airplanes only.		
			C - Used on PA-28-180 with serial numbers 28-7305001 to 28-7305361 inclusive, PA-28-235 with serial numbers 28-7310001 to 28-7310127 inclusive, and PA-28R-200 with serial numbers 28R-7235001 to 28R-7335218 inclusive.		
			D - Used on PA-28-180 with serial numbers 28-7305362 and up, PA-28-235 with serial numbers 28-7310128 and up, and PA-28R-200 with serial numbers 28R - 7335219 and up.		
			E - Used on PA-28-180 with serial numbers 28-7305362 to 28-7505261 inclusive, PA-28-235 with serial numbers 28-7310128 to 28-7610020 inclusive, and PA-28R-200 with serial numbers 28R-7335219 to 28R-7635017 inclusive.		
			F - Used on PA-28-235 with serial numbers 28-7610021 and up, and PA-28R-200 with serial numbers 28R-7635018 and up.		

When ordering, always specify Part Number, Description, and Serial Number of Aircraft

## PIPER PARTS CATALOG

Figure and Index Number	Part Number	Code	NOMENCLATURE	No. Req.	SERIAL NUMBERS AFFECTED
12-5	62479-00	E	CHANNEL - Left front window, top	1	28-7625031 and up
	62479-02	G	CHANNEL - Left front window, top	1	
	76132-00	F	CHANNEL - Left front window, top	1	
	76132-03	H	CHANNEL - Left front window, top	1	
-6	62426-00	A	FRAME ASSEMBLY - Fuselage, Sta. 108.16	1	
	62426-03	C	FRAME ASSEMBLY - Fuselage, Sta. 108.16	1	
	62426-05	D	FRAME ASSEMBLY - Fuselage, Sta. 108.16	1	
	62426-06	J	FRAME ASSEMBLY - Fuselage, Sta. 108.16	1	
-7	62427-00		CHANNEL - Fuselage frame, left	1	
	62427-01	A	CHANNEL - Fuselage frame, right	1	
	62427-02	B	CHANNEL - Fuselage frame, right	1	
-8	62429-00		CHANNEL - Splice plate	1	
			A - Used on PA-28-150, PA-28-160 and PA-28-180 with serial numbers 28-1 to 28-990 inclusive.		
			B - Used on PA-28-150, PA-28-160 and PA-28-180 with serial numbers 28-991 to 28-7505261 inclusive, PA-28-235 with serial numbers 28-10003 and up, PA-28-140 with serial numbers 28-20002 and up, PA-28R-180, and PA-28R-200.		
			C - Used on PA-28-140 with serial numbers 28-20002 to 28-7225612 inclusive, PA-28-150, PA-28-160 and PA-28-180 with serial numbers 28-991 to 28-4377 inclusive, and PA-28-235 with serial numbers 28-10003 to 28-10719 inclusive,		
			D - Used on PA-28-140 with serial numbers 28-7325001 to 28-7625030 inclusive, PA-28-180 with serial numbers 28-4378 to 28-7505261 inclusive, PA-28-235 with serial numbers 28-10720 to 28-7610020 inclusive, PA-28R-180, and PA-28R-200 with serial numbers 28R-30482, 28R-35001 to 28R-7635017 inclusive,		
			E - Used on PA-28-180 with serial numbers 28-671 to 28-7205328 inclusive, PA-28-235 with serial numbers 28-10003 to 28-7210033 inclusive, PA-28R-200 with serial numbers 28R-30482, 28R-35001 to 28R-7135238 inclusive, PA-28-140 with serial numbers 28-20002 to 28-7625030 inclusive, PA-28-150, PA-28-160 and PA-28R-180.		
			F - Used on PA-28-180 with serial numbers 28-7305001 to 28-7505261 inclusive, PA-28-235 with serial numbers 28-7310001 to 28-7610020 inclusive, and PA-28R-200 with serial numbers 28R-7235001 to 28R-7635017 inclusive.		
			G - Used on PA-28-140 airplanes only.		
			H - Used on PA-28-235 with serial numbers 28-7610021 and up, and PA-28R-200 with serial numbers 28R-7635018 and up.		
			J - Used on PA-28-140 with serial numbers 28-7625031 and up, PA-28-235 with serial numbers 28-7610021 and up, and PA-28R-200 with serial numbers 28R-7635018 and up.		

When ordering, always specify Part Number, Description, and Serial Number of Aircraft

## PIPER PARTS CATALOG

Figure and Index Number	Part Number	Code	NOMENCLATURE	No. Req.	SERIAL NUMBERS AFFECTED
12-9	62511-02	D	PAN ASSEMBLY - Side	1	
	79561-903	E	PAN ASSEMBLY - Side	1	
-10	62494-02	D	PAN - Inner	1	
	79561-08	E	PAN - Inner	1	
-11	62495-02	D	PAN - Outer	1	
	79561-07	E	PAN - Outer	1	
-11a	79561-04	E	JAMB - Door, forward	1	
-12	62511-00	A	PAN ASSEMBLY - Side	1	
-13	62494 00	A	PAN	1	
-14	62495 00	A	PAN	1	
-15	63038-00	B	CHANNEL ASSEMBLY - Door latch	1	
	76134-00	C	CHANNEL ASSEMBLY - Door latch	1	
-15a	63038-02	F	CHANNEL - Support	1	
<p>A - Used on PA-28-150, PA-28-160 and PA-28-180 with serial numbers 28-1 to 28-990 inclusive.</p> <p>B - Used on PA-28-150, PA-28-160 and PA-28-180 with serial numbers 28-991 to 28-7205328 inclusive, PA-28-235 with serial numbers 28-10003 to 28-7210033 inclusive. PA-28-140 with serial numbers 28-20002 to 28-7325294 inclusive, PA-28R-180 with serial numbers 28R-30005 to 28R-7130019 inclusive. and PA-28R-200 with serial numbers 28R-30482, 28R-35001 to 28R-7135235 inclusive.</p> <p>C - Used on PA-28-180 with serial numbers 28-7305001 to 28-7305361 inclusive, PA-28-235 with serial numbers 28-7310001 to 28-7310127 inclusive, and PA-28R-200 with serial numbers 28R-7235001 to 28R-7335218 inclusive.</p> <p>D- Used on PA-28-150, PA-28-160 and PA-28-180 with serial numbers 28-991 to 28-7505261 inclusive, PA-28-235 with serial numbers 28-10003 to 28-7610021 inclusive, PA-28-140 with serial numbers 28-20002 to 28-7625030 inclusive, PA-28R-180, and PA-28R-200 with serial numbers 28R-30482, 28R-35001 to 28R-7635017 inclusive.</p> <p>E- Used on PA-28-140 with serial numbers 28-7625031 and up, PA-28-235 with serial numbers 28-7610021 and up, and PA-28R-200 with serial numbers 28R-7635018 and up.</p> <p>F- Used on PA-28-180 with serial numbers 28-7305001 to 28-7505261 inclusive, PA-28-235 with serial numbers 28-7310001 and up, and PA-28R-200 with serial numbers 28R-7235001 and up.</p>					

When ordering, always specify Part Number, Description, and Serial Number of Aircraft



## PIPER PARTS CATALOG

Figure and Index Number	Part Number	Code	NOMENCLATURE	No. Req.	SERIAL NUMBERS AFFECTED
12-16	62480-00	E	CHANNEL - Upper center cockpit, left	1	28-7625031 and up
	62480-04	J	CHANNEL - Upper center cockpit, left	1	
	76131-00	C	CHANNEL - Upper center cockpit, left	1	
	62480-01	B	CHANNEL - Upper center cockpit, left	1	
	76140-03	F	CHANNEL - Upper center cockpit, left	1	
	62480-02	G	CHANNEL - Upper center cockpit, right	1	
	62480-03	J	CHANNEL - Upper center cockpit, right	1	
	62480-05	J	CHANNEL - Upper center cockpit, right	1	
	76131-01	H	CHANNEL - Upper center cockpit, right	1	
	76131-02	D	CHANNEL - Upper center cockpit, right	1	
	76140 04	F	CHANNEL - Upper center cockpit, right	1	28-7325295 to 28-7625030 incl. 28-7625031 and up
-17	63049-00	A	CHANNEL - Door Latch	1	
			A - Used on PA-28-150, PA-28-160 and PA-28-180 with serial numbers 28-991 to 28-7305361 inclusive, PA-28-235 with serial numbers 28-10003 to 28-7310127 inclusive, PA-28-140 with serial numbers 28-20002 to 28-7325294 inclusive, and PA-28R-180.		
			B - Used on PA-28-150, PA-28-160 and PA-28-180 with serial numbers 28-1 to 28-990 inclusive.		
			C - Used on PA-28-180 with serial numbers 28-7305001 to 28-7505261 inclusive. PA-28-235 with serial numbers 28-7310001 and up, and PA-28R-200 with serial numbers 28R-7235001 and up.		
			D - Used on PA-28-180 with serial numbers 28-7305362 to 28-7505261 inclusive, PA-28-235 with serial numbers 28-7310128 to 28-7610020 inclusive, and PA-28R-200 with serial numbers 28R-7335219 to 28R-7635017 inclusive.		
			E - Used on PA-28-180 with serial numbers 28-671 to 28-7205328 inclusive, PA-28-235 with serial numbers 28-10003 to 28-7210033 inclusive, PA-28R-200 with serial numbers 28R-30482, 28R-35001 to 28R-7135238 inclusive, PA-28-140 with serial numbers 28-20002 to 28-7625030 inclusive, PA-28-150, PA-28-160 and PA-28R-180.		
			F - Used on PA-28-235 with serial numbers 28-7610021 and up, and PA-28R-200 with serial numbers 28R-7635018 and up.		
			G - Used on PA-28-150, PA-28-160 and PA-28-180 with serial numbers 28-991 to 28-7205328 inclusive, PA-28-235 with serial numbers 28-10003 to 28-7210033 inclusive, PA-28-140 with serial numbers 28-20002 to 28-7325294 inclusive, PA-28R-180 with serial numbers 28R-30005 to 28R-7130019 inclusive, and PA-28R-200 with serial numbers 28R-30482, 28R-35001 to 28R-7125238 inclusive.		
			H - Used on PA-28-180 with serial numbers 28-7305001 to 28-7305361 inclusive, PA-28-235 with serial numbers 28-7310001 to 28-7310127 inclusive, and PA-28R-200 with serial numbers 28R-7235001 to 28R-7335218 inclusive.		
			J - Used on PA-28-140 airplanes only.		

When ordering, always specify Part Number, Description, and Serial Number of Aircraft

## PIPER PARTS CATALOG

Figure and Index Number	Part Number	Code	NOMENCLATURE	No. Req.	SERIAL NUMBERS AFFECTED
12-18	62481-00	C	CHANNEL - Upper center fuselage, left	1	
	66968-00	F	CHANNEL ASSEMBLY - Upper center fuselage, left	1	
	66969-02	D	CHANNEL - Upper center fuselage, left	1	
	62676-00	C	CHANNEL ASSEMBLY - Upper center fuselage, right	1	
	66968-01	F	CHANNEL ASSEMBLY - Upper center fuselage, right	1	
	66969-03	D	CHANNEL - Upper center fuselage, right	1	
-19	62237-00	A	DOUBLER - Antenna	1	
	67555-00	E	DOUBLER - Antenna	1	
	79161 -00	B	DOUBLER - Antenna	1	
			<p>A - Used on PA-28-140 with serial numbers 28-20081 to 28-22645 inclusive, PA-28-150, PA-28-160 and PA-28-180 with serial numbers 28-1681 to 28-3977 inclusive, and PA-28-235 with serial numbers 28-10353 to 28-10885 inclusive.</p> <p>B - Used on PA-28-140 with serial numbers 28-26401 and up, PA-28-180 with serial numbers 28-7305001 to 28-7505261 inclusive, PA-28-235 with serial numbers 28-7310001 and up, and PA-28R-200 with serial numbers 28R-7235001 and up.</p> <p>C - Used on PA-28-140 with serial numbers 28-20002 to 28-26400 inclusive, PA-28-150, PA-28-160 and PA-28-180 with serial numbers 28-1 to 28-5600 inclusive, PA-28R-180 with serial numbers 28R-30005 to 28R-30481 inclusive, 28R-30483 to 28R-31250 inclusive, PA-28R-200 with serial numbers 28R-30482, 28R-35001 to 28R-35600 inclusive, and PA-28-235 with serial numbers 28-10003 to 28-11300 inclusive.</p> <p>D - Used on PA-28-140 with serial numbers 28-7625031 and up, PA-28-235 with serial numbers 28-7610021 and up, and PA-28R-200 with serial numbers 28R-7635018 and up.</p> <p>E - Used on PA-28-150, PA-28-160 and PA-28-180 with serial numbers 28-3978 to 28-7205328 inclusive, PA-28-235 with serial numbers 28-10886 to 28-7210033 inclusive, PA-28-140 with serial numbers 28-22646 to 28-264080 inclusive, PA-28R-200 with serial numbers 28R-30482, 28R-35001 to 28R-7135238 inclusive, and PA-28R-180.</p> <p>F - Used on PA-28-140 with serial numbers 28-26401 to 28-7625030 inclusive, PA-28-180 with serial numbers 28-5601 to 28-7505261 inclusive, PA-28R-180 with serial numbers 28R-31251 to 28R-7130019 inclusive, and PA-28-235 with serial numbers 28-11301 to 28-7610020 inclusive.</p>		

When ordering, always specify Part Number, Description, and Serial Number of Aircraft

## PIPER PARTS CATALOG

Figure and Index Number	Part Number	Code	NOMENCLATURE	No. Req.	SERIAL NUMBERS AFFECTED
12-20	62518-00	C	FRAME ASSEMBLY - Canted, fuselage, Sta. 85.6	1	
	62518-16	G	FRAME ASSEMBLY - Canted, fuselage, Sta. 85.6	1	
	62518-17	F	FRAME ASSEMBLY - Canted, fuselage, Sta. 85.6	1	
	76468-00	B	FRAME ASSEMBLY - Canted, fuselage, Sta. 85.6	1	
-21	62518-02	C	CHANNEL ASSEMBLY - Left	1	
	62518-14	A	CHANNEL ASSEMBLY - Left	1	
	76468-02	B	CHANNEL- Left	1	
	62518-03	C	CHANNEL ASSEMBLY - Right	1	
	62518-15	A	CHANNEL ASSEMBLY - Right	1	
	76468-03	B	CHANNEL - Right	1	
-22	68364-00	D	CHANNEL - Upper cockpit	1	
	76239 00	E	CHANNEL - Upper cockpit	1	
			<p>A - Used on PA-28-140 with serial numbers 28-26401 to 28-7625030 inclusive, PA-28-180 with serial numbers 28-5601 to 28-7505261 inclusive, PA-28R-180 with serial numbers 28R-31251 to 28R-7130019 inclusive, PA-28R-200 with serial numbers 28R-35601 to 28R-7635017 inclusive, and PA-28-235 with serial numbers 28-11301 to 28-7610020 inclusive.</p> <p>B - Used on PA-28-140 with serial numbers 28-7625031 and up, PA-28-235 with serial numbers 28-7610021 and up, and PA-28R-200 with serial numbers 28R-7635018 and up.</p> <p>C - Used on PA-28-140 with serial numbers 28-20002 to 28-26400 inclusive, PA-28-150, PA-28-160 and PA-28-1 80 with serial numbers 28-1 to 28-5600 inclusive, PA-28R- 180 with serial numbers 28R-30005 to 28R-30481 inclusive, 28R~30483 to 28R-31250 inclusive, PA-28R-200 with serial numbers 28R-30482, 28R-35001 to 28R-35600 inclusive, and PA-28-235 with serial numbers 28-10003 to 28-11300 inclusive.</p> <p>D - Used on PA-28- 180 with serial numbers 28-7305001 to 28-7305065 inclusive, and PA-28R-200 with serial numbers 28R-7235001 to 28R-7335101 inclusive.</p> <p>E - Used on PA-28-180 with serial numbers 28-7305066 and up, PA-28R-200 with serial numbers 28R-7335102 and up, and PA-28-235 with serial numbers 28-7310001 and up.</p> <p>F - Used on PA-28-140 with serial numbers 28-7425001 to 28-7625030 inclusive, PA-28-180 with serial numbers 28-7405001 to 28-7505261 inclusive, PA-28-235 with serial numbers 28-7410001 to 28-7610020 inclusive, and PA-28R-200 with serial numbers 28R-7435001 to 28R-7635017 inclusive.</p> <p>G - Used on PA-28-140 with serial numbers 28-26401 to 28-7325684 inclusive, PA-28-180 with serial numbers 28-5601 to 28-7305611 inclusive, PA-28R-180 with serial numbers 28R-31251 to 28R-7130019 inclusive, PA-28R-200 with serial numbers 28R-35601 to 28R-7335455 inclusive, and PA-28-235 with serial numbers 28-11301 to 28-7310187 inclusive.</p>		

When ordering, always specify Part Number, Description, and Serial Number of Aircraft

## PIPER PARTS CATALOG

Figure and Index Number	Part Number	Code	NOMENCLATURE	No. Req.	SERIAL NUMBERS AFFECTED
12-23	79173-00	H	PLATE - Door Latch	1	28-7335255 and up
	76365-00	G	PLATE - Door latch	1	
-24	69738-00	J	PLATE ASSEMBLY - Door Latch	1	
-25	69740-00	C	CHANNEL - Door Latch	1	
	69740-02	F	CHANNEL- Door Latch	1	28-10720 to 28-7210033 incl.
-26	69739-00	J	CLIP - Door Latch	1	
-27	62420-08	A	RETAINER - Windshield, left	1	
	79296-12	D,E	RETAINER - Windshield, left	1	
	65563-04	B	RETAINER - Windshield, left	1	
			<p>A - Used on PA-28-140 with serial numbers 28-20002 to 28-7425367 inclusive, PA-28-150, PA-28-160 and PA-28-180 with serial numbers 28-1 to 28-7405194 inclusive, PA-28-235 with serial numbers 28-10003 to 28-10719 inclusive, 28-7310001 to 28-7410082 inclusive, PA-28R-180 with serial numbers 28R-30005 to 28R-7130019 inclusive, and PA-28R-200 with serial numbers 28R-30482, 28R-35001 to 28R-7435268 inclusive.</p> <p>B - Used on PA-28-235 airplanes only.</p> <p>C - Used on PA-28-140 with serial numbers 28-7325295 to 28-7625030 inclusive, PA-28-180 with serial numbers 28-7305362 to 28-7505261 inclusive, PA-28-235 with serial numbers 28-7310128 to 28-7610020 inclusive, and PA-28R-200 with serial numbers 28R-7335219 to 28R-7635017 inclusive.</p> <p>D - Used on PA-28-140 with serial numbers 28-7425001 to 28-7425367 inclusive, PA-28-180 with serial numbers 28-7405001 to 28-7405194 inclusive, PA-28-235 with serial numbers 28-7410001 to 28-7410082 inclusive, and PA-28R-200 with serial numbers 28R-7435001 to 28R-7435268 inclusive.</p> <p>E - Used if .250 thick sound reduction windshield is installed.</p> <p>F - Used on PA-28-140 with serial numbers 28-7625031 and up, PA-28-235 with serial numbers 28-7610021 and up, and PA-28R-200 with serial numbers 28R-7635018 and up.</p> <p>G - Used on PA-28-180 with serial numbers 28-7305362 and up, PA-28-235 with serial numbers 28-7310128 and up, and PA-28R-200 with serial numbers 28R-7335219 and up.</p> <p>H - Used on PA-28-140 airplanes only.</p> <p>J - Used on PA-28-140 with serial numbers 28-7325295 and up, PA-28-180 with serial numbers 28-7305362 to 28-7505261 inclusive, PA-28-235 with serial numbers 28-7310128 and up, and PA-28R-200 with serial numbers 28R-7335219 and up.</p>		

When ordering, always specify Part Number, Description, and Serial Number of Aircraft

## PIPER PARTS CATALOG

Figure and Index Number	Part Number	Code	NOMENCLATURE	No. Req.	SERIAL NUMBERS AFFECTED
12-27	62420-23	C	RETAINER - Windshield, left, upper	1	28-10720 to 28-7210033 incl.
	69891-10	F	RETAINER - Windshield, left, upper	1	
	69891-12	E,H	RETAINER - Windshield, left, upper	1	
	62420-25	C	RETAINER - Windshield, left, lower	1	
	69891-02	F	RETAINER - Windshield, left, lower	1	
	69891-04	E,H	RETAINER - Windshield, left, lower	1	
	62420-10	A	RETAINER - Windshield, right	1	
	79296-13	D,E	RETAINER - Windshield, right	1	
	65563-05	B	RETAINER - Windshield, right	1	
	62420-24	C	RETAINER - Windshield, right, upper	1	
	69891-11	F	RETAINER - Windshield, right upper	1	
	69891-13	E,G	RETAINER - Windshield, right upper	1	
	62420-26	C	RETAINER - Windshield, right, lower	1	
	69891-03	F	RETAINER - Windshield, right, lower	1	
	69891-05	E,G	RETAINER - Windshield, right, lower	1	
			A - Used on PA-28-140 with serial numbers 28-20002 to 28-7425367 inclusive, PA-28-150, PA-28-160 and PA-28-180 with serial numbers 28-1 to 28-7405194 inclusive, PA-28-235 with serial numbers 28-10003 to 28-10719 inclusive, 28-7310001 to 28-7410082 inclusive, PA-28R-180 with serial numbers 28R-30005 to 28R-7130019 inclusive, and PA-28R-200 with serial numbers 28R-30482, 28R-35001 to 28R-7435268 inclusive.		
			B - Used on PA-28-235 airplanes only.		
			C - Used on PA-28-140 with serial numbers 28-7425368 to 28-7625030 inclusive, PA-28-180 with serial numbers 28-7405195 to 28-7505261 inclusive, PA-28-235 with serial numbers 28-7410083 to 28-7610020 inclusive, and PA-28R-200 with serial numbers 28R-7435269 to 28R-7635017 inclusive.		
			D - Used on PA-28-140 with serial numbers 28-7425001 to 28-7425367 inclusive, PA-28-180 with serial numbers 28-7405001 to 28-7405194 inclusive, PA-28-235 with serial numbers 28-7410001 to 28-7410082 inclusive, and PA-28R-200 with serial numbers 28R-7435001 to 28R-7435268 inclusive.		
			E - Used if .250 thick sound reduction windshield is installed.		
			F - Used on PA-28-140 with serial numbers 28-7625031 and up, PA-28-235 with serial numbers 28-7610021 and up, and PA-28R-200 with serial numbers 28R-7635018 and up.		
			G - Used on PA-28-140 with serial numbers 28-7425368 and up, PA-28-180 with serial numbers 28-7405195 and up, PA-28-235 with serial numbers 28-7410083 and up, and PA-28R-200 with serial numbers 28R-7435269 and up.		
			H - Used on PA-28-140 with serial numbers 28-7425368 and up, PA-28-180 with serial numbers 28-7405195 to 28-7505261 inclusive, PA-28-235 with serial numbers 28-7410083 and up, and PA-28R-200 with serial numbers 28R-7435269 and up.		

When ordering, always specify Part Number, Description, and Serial Number of Aircraft

## PIPER PARTS CATALOG

Figure and Index Number	Part Number	Code	NOMENCLATURE	No. Req.	SERIAL NUMBERS AFFECTED
12-28	62415-00		BRACKET ASSEMBLY - Upper door hinge attachment	1	28-1 to 28-544 inclusive
	402 057		BOLT - Eye, upper door hinge attachment (AN44-17A)	1	28-545 and up
	690 619	W	WASHER - (NAS1149F0532P)	1	28-545 and up
	404 531	W	NUT - (MS21042-5)	1	28-545 and up
	63900-47		BUSHING - Upper door hinge	1	28-545 and up
-29	62416-00		BRACKET ASSEMBLY - Lower door hinge attachment	1	28-1 to 28-544 inclusive
	402 057		BOLT - Eye, lower door hinge attachment (AN44-17A)	1	28-545 and up
	690 619	W	WASHER - (NAS1149F0532P)	1	28-545 and up
	404 531	W	NUT - (MS21042-5)	1	28-545 and up
	63900-46		BUSHING - Lower door hinge	1	28-545 and up
-30	480 883		BOLT - Clevis (AN23-31A)	1	
	690 609	W	WASHER - (NAS1149F0332P)	1	
	404 526	W	NUT - (MS21042-3)	1	
	63900-48		BUSHING - door hinge	1	
-31	21741-00		BUSHING - Serrated door hinge	1	
-32	62412-00	B	FRAME ASSEMBLY - Fuselage, Sta. 128.737, upper	1	
	62412-02	A	FRAME ASSEMBLY - Fuselage, Sta. 128.737, upper	1	
-33	62410-00		CHANNEL - Upper frame, left	1	
	62410-01		CHANNEL - Upper frame, right	1	
-34	62430-00		CHANNEL - Splice plate	1	
-35	62474 00	D,E	LONGERON - Upper center cockpit	2	
	62474-00	F	LONGERON - Upper center cockpit	2	28-10003 to 28-10719 inclusive
	65572-00	C	LONGERON - Upper center cockpit, left	1	
	65572-01	C	LONGERON - Upper center cockpit, right	1	
-36	62477-00		CHANNEL - Upper center cockpit, left	1	
	62477-01		CHANNEL - Upper center cockpit, right	1	
			<p>A - Used on PA-28-140 with serial numbers 28-7325001 and up, PA-28-235 with serial numbers 28-10720 and up, PA-28-180 with serial numbers 28-4378 to 28-7505261 inclusive, PA-28R-180 and PA-28R-200.</p> <p>B - Used on PA-28-140 with serial numbers 28-20002 to 28-7225612 inclusive, PA-28-150, PA-28-160 and PA-28-180 with serial numbers 28-1 to 28-4377 inclusive, and PA-28-235 with serial numbers 28-10003 to 28-10719 inclusive.</p> <p>C - Used on PA-28-235 with serial numbers 28-10720 and up, PA-28-180 with serial numbers 28-4378 to 28-7505261 inclusive, PA-28R-180 and PA-28R-200.</p> <p>D - Used on PA-28-150, PA-28-160 and PA-28-180 with serial numbers 28-1 to 28-4377 inclusive.</p> <p>E - Used on PA-28-140 airplanes only.</p> <p>F - Used on PA-28-235 airplanes only.</p> <p>W - These parts must be ordered from Service Spares Department, Piper Aircraft, Lock Haven, Penna.</p>		

When ordering, always specify Part Number, Description, and Serial Number of Aircraft

## PIPER PARTS CATALOG

Figure and Index Number	Part Number	Code	NOMENCLATURE	No. Req.	SERIAL NUMBERS AFFECTED
12-37	62476-00	C	CHANNEL - Upper center cockpit, top left	1	28-1 to 28-1680 inclusive
	62476-00	J	CHANNEL - Upper center cockpit, top left	1	28-10003 to 28-10352 inclusive
	62476-00	D	CHANNEL - Upper center cockpit, top left	1	28-20002 to 28-200 80 inclusive
	65426-00	C	CHANNEL - Upper center cockpit, top left	1	28-1681 to 28-4377 inclusive
	65426-00	J	CHANNEL - Upper center cockpit, top left	1	28-10353 to 28-11039 inclusive
	65426-00	D	CHANNEL - Upper center cockpit, top left	1	28-20081 and up
	67262-02	K	CHANNEL - Upper center cockpit, left	1	
	62476-01	C	CHANNEL - Upper center cockpit, top right	1	28-1 to 28-1680 inclusive
	62476-01	J	CHANNEL - Upper center cockpit, top right	1	28-10003 to 28-10352 inclusive
	62476-01	D	CHANNEL - Upper center cockpit, top right	1	28-20002 to 28-2 0080 inclusive
	65426-01	C	CHANNEL - Upper center cockpit, top right	1	28-1681 to 28-4377 inclusive
	65426-01	J	CHANNEL - Upper center cockpit, top right	1	28-10353 to 28-11039 inclusive
	65426-01	D	CHANNEL - Upper center cockpit, top right	1	28-20081 and up
	67262-03	K	CHANNEL - Upper center cockpit, right	1	
-38	62509-02	E	HAT ASSEMBLY - Windshield	1	
	62509-03	F	HAT ASSEMBLY - Windshield	1	
	62509-04	F,G	HAT ASSEMBLY - Windshield	1	
-39	62505-00		BRACKET - Windshield	1	
-40	62423-00		FITTING - Upper engine mount	1	
-41	63037-00		LOOP ASSEMBLY - Door latch	1	28-991 and up
-42	63040-00	B	PLATE - Door latch	1	
	68353-00	A	PLATE - Door latch	1	
	79234-00	H	PLATE - Door latch	1	
			<p>A - Used on PA-28-150, PA-28-160 and PA-28-180 with serial numbers 28-3378 to 28-7305361 inclusive, PA-28-235 with serial numbers 28-10720 to 28-7310127 inclusive, PA-28R-200 with serial numbers 28R-30482 to 28R-7335218 inclusive, and PA-28R-180.</p> <p>B - Used on PA-28-140 with serial numbers 28-20002 to 28-7325294 inclusive, PA-28-150, PA-28-160 and PA-28-180 with serial numbers 28-991 to 28-3377 inclusive, and PA-28-235 with serial numbers 28-10003 to 28-10719 inclusive.</p> <p>C - Used on PA-28-150, PA-28-160 and PA-28-180 airplanes only.</p> <p>D - Used on PA-28-140 airplanes only.</p> <p>E - Used on PA-28-140 with serial numbers 28-20 002 to 28-7625030 inclusive, PA-28-150, PA-28-160, PA-28-180, PA-28R-180, PA-28-235 with serial numbers 28-10003 to 28-7610020 inclusive, and PA-28R-200 with serial numbers 28R-30482, 28R-35001 to 28R-7635017 inclusive.</p> <p>F - Used on PA-28-140 with serial numbers 28-7625031 and up, PA-28-235 with serial numbers 28-7610021 and up, and PA-28R-200 with serial numbers 28R-7635018 and up.</p> <p>G - Used if .250 thick sound reduction windshield is installed.</p> <p>H - Used on PA-28-140 with serial numbers 28-7325295 and up, PA-28-180 with serial numbers 28-7305362 to 28-7505261 inclusive, PA-28R-200 with serial numbers 28R-7335219 and up, and PA-28-235 with serial numbers 28-7310128 and up.</p> <p>J - Used on PA-28-235 airplanes only.</p> <p>K - Used on PA-28-180 with serial numbers 28-4378 to 28-7505261 inclusive, PA-28-235 with serial numbers 28-11040 and up, PA-28R-180 and PA-28R-200.</p>		

When ordering, always specify Part Number, Description, and Serial Number of Aircraft

## PIPER PARTS CATALOG

Figure and Index Number	Part Number	Code	NOMENCLATURE	No. Req.	SERIAL NUMBERS AFFECTED
12-43	63293-02	A	PLATE - Striker	1	
-44	62475-00	C	CHANNEL - Upper center cockpit, left	1	
	65570-00	D	CHANNEL - Upper center cockpit, left	1	
	62475-01	C	CHANNEL - Upper center cockpit, right	1	
	65570-01	D	CHANNEL - Upper center cockpit, right	1	
-45	62639-00		CHANNEL - Upper center cockpit, left	1	
	62639-01		CHANNEL - Upper center cockpit, right	1	
-46	62638-00	F	STRINGER - Upper center cockpit, left	1	
	62638-01	F	STRINGER - Upper center cockpit, right	1	
	67291-00	G	STRINGER - Upper center cockpit, left	1	
	67291-01	G	STRINGER - Upper center cockpit, right	1	
47	62504-00		GUSSET - Upper center cockpit	2	28-1 to 28-990 inclusive
	65117-00		GUSSET - Upper center cockpit, left	1	28-991 and up
	65116-00		GUSSET - Upper center cockpit, right	1	28-991 and up
-48	62677-00	B	STIFFENER - Left side, rear	1	
	62677-00	E	STIFFENER - Right side, rear	1	28-20095 and up
<p>A - Used on PA-28-140 with serial numbers 28-20002 to 28-7625030 inclusive, PA-28-150, PA-28-160. PA-28-180, PA-28R-180, PA-28-235 with serial numbers 28-10003 to 28-7610020 inclusive, and PA-28R-200 with serial numbers 28R-30482, 28R-35001 to 28R-7635017 inclusive.</p> <p>B - Used on PA-28-140 with serial numbers 28-20095 and up, PA-28-180, PA-28R-180, PA-28R-200 and PA-28-235.</p> <p>C - Used on PA-28-140 with serial numbers 28-20002 and up, PA-28-150, PA-28-160 and PA-28-180 with serial numbers 28-1 to 28-4377 inclusive, and PA-28-235 with serial numbers 28-10003 to 28-10719 inclusive.</p> <p>D - Used on PA-28-180 with serial numbers 28-4378 to 28-7505261 inclusive, PA-28-235, PA-28R-180 and PA-28R-200.</p> <p>E - Used on PA-28-140 airplanes only.</p> <p>F - Used on PA-28-140 with serial numbers 28-20002 and up, PA-28-150, PA-28-160 and PA-28-180 with serial numbers 28-1 to 28-4377 inclusive, and PA-28-235 with serial numbers 28-10003 to 28-11039 inclusive.</p> <p>G - Used on PA-28-180 with serial numbers 28-4378 to 28-7505261 inclusive, PA-28-235 with serial numbers 28-11040 and up, PA-28R-180 and PA-28R-200</p>					

When ordering, always specify Part Number, Description, and Serial Number of Aircraft



## PIPER PARTS CATALOG

Figure and Index Number	Part Number	Code	NOMENCLATURE	No. Req.	SERIAL NUMBERS AFFECTED
12-49	62640-00	C	SUPPORT- Rear, left	1	
	99421-00	H	SUPPORT- Rear, left	1	
	62641-00	B	SUPPORT - Front, left	1	
	62640-00	G	SUPPORT - Front, left	1	
	99421-00	H	SUPPORT - Front, left	1	
-50	62510-00	E	PAN ASSEMBLY - lower, upper cockpit	1	
	76139-00	F	PAN ASSEMBLY - lower, upper cockpit	1	
	76467-00	D	PAN ASSEMBLY - lower, upper cockpit	1	
	79547-00	A	PAN ASSEMBLY - lower, upper cockpit	1	28-7625031 and up
-51	62492-00	E	PAN - Inboard	1	
	76467-03	D	PAN - Inboard	1	
	79547-03	A	PAN - Inboard	1	28-7625031 and up
-52	62493-00	E	PAN - Outboard	1	
	76467-02	D	PAN - Outboard	1	
	79547-02	A	PAN - Outboard	1	28-7625031 and up
<p>A - Used on PA-28-140 airplanes only.</p> <p>B - Used on PA-28-150, PA-28-160 and PA-28-180 with serial numbers 28-1 to 28-1760 inclusive, and PA-28-140 with serial numbers 28-20002 to 28-24999 inclusive.</p> <p>C - Used on PA-28-150, PA-28-160 and PA-28-180 with serial numbers 28-1 to 28-1760 inclusive, and 28-5601 to 28-5869 inclusive, PA-28-140 with serial numbers 28-20002 to 28-26956 inclusive. PA-28R-180 with serial numbers 28R-31251 to 28R-31279 inclusive, PA-28R-200 with serial numbers 28R-35601 to 28R-35830 inclusive, and PA-28-235 with serial number 28-11301 to 28-11393 inclusive,</p> <p>D - Used on PA-28-235 with serial number 28-7610021 and up, and PA-28R-200 with serial numbers 28R-7635018 and up,</p> <p>E - Used on PA-28-180 with serial numbers 28-671 to 28-7205328 inclusive, PA-28R-200 with serial numbers 28R-30482. 28R-35001 to 28R-7135238 inclusive, PA-28-235 with serial numbers 28-10003 to 28-7210033 inclusive, PA-28-140 with serial numbers 28-20002 to 28-7625030 inclusive, PA-28-150, PA-28-160 and PA-28R-180.</p> <p>F - Used on PA-28-180 with serial numbers 28-7305001 to 28-7505261 inclusive, PA-28-235 with serial numbers 28-7310001 to 28-7610020 inclusive, and PA-28R-200 with serial numbers 28R-7235001 to 28R-7635017 inclusive.</p> <p>G - Used on PA-28-140 with serial numbers 28-25000 to 28-26956 inclusive, PA-28-180 with serial numbers 28-5601 to 28-5869 inclusive, PA-28R-180 with serial numbers 28R-31251 to 28R-31279 inclusive, PA-28R-200 with serial numbers 28R-35601 to 28R-35830 inclusive, and PA-28-235 with serial numbers 28-11301 to 28-11393 inclusive.</p> <p>H - Used on PA-28-140 with serial numbers 28-7125001 to 28-7325684 inclusive, PA-28R-1B0 with serial numbers 28R-7130001 to 28R-7130019 inclusive, PA-28-180 with serial numbers 28-7310001 to 28-7505261 inclusive, PA-28R-200 with serial numbers 28R-7135001 and up, and PA-28-235 with serial numbers 28-7110001 and up.</p>					

When ordering, always specify Part Number, Description, and Serial Number of Aircraft

## PIPER PARTS CATALOG

Figure and Index Number	Part Number	Code	NOMENCLATURE	No. Req.	SERIAL NUMBERS AFFECTED
12-53	76139-02	F	PAN ASSEMBLY - Inboard and outboard, front	1	
-54	76139-03	F	PAN ASSEMBLY - Inboard and outboard, rear	1	
-55	62656-00		ANGLE ASSEMBLY - Door holder	1	
-56	62501-00	E,F	CHANNEL - Door frame splice	1	
	76467-04	C	CHANNEL - Door frame splice	1	
-57	76138-00	F	CHANNEL - Pan upper cockpit	1	
-57a	79639-02	C	PLATE - Door Latch	1	
-58	62644-00		WEB - Upper center fuselage, left	1	
-59	62637-00		CHANNEL - Fuselage rear, left	1	
-60	62635-00		CHANNEL - Baggage door frame, top, inner	1	
-61	62634-00	B	CHANNEL - Baggage door frame, top, inner	1	
-62	62636-00	B	CHANNEL - Baggage door frame, front	1	
-63	62631-00	G	GUSSET - Baggage door frame, top, rear	1	
	69269-00	B	GUSSET - Baggage door frame, top, rear	1	
	76279-00	D	GUSSET - Baggage door frame, top, rear	1	
-64	62632-00	A	GUSSET - Baggage door frame, top, front	1	
-65	62633-00	A	GUSSET - Baggage door frame, bottom, front	1	
<p>A - Used on PA-28-150, PA-28-160, PA-28-180, PA-28R-180, PA-28R-200 and PA-28-235.</p> <p>B - Used on PA-28-180 with serial numbers 28-7305001 to 28-7305611 inclusive, PA-28-235 with serial numbers 28-11040 to 28-7310187 inclusive, and PA-28R-200 with serial numbers 28R-7235001 to 28R-7335455 inclusive.</p> <p>C - Used on PA-28-140 with serial numbers 28-7625031 and up, PA-28-235 with serial numbers 28-7610021 and up, and PA-28R-200 with serial numbers 28R-7635018 and up,</p> <p>D - Used on PA-28-180 with serial numbers 28-7405001 to 28-7505261 inclusive, PA-28-235 with serial numbers 28-7410001 and up, and PA-28R-200 with serial numbers 28R-7435001 and up,</p> <p>E- Used on PA-28-180 with serial numbers 28-671 to 28-7205328 inclusive, PA-28R-200 with serial numbers 28R-30482, 28R-35001 to 28R-7135238 inclusive, PA-28-235 with serial numbers 28-10003 to 28-7210033 inclusive, PA-28-140 with serial numbers 28-20002 to 28-7625030 inclusive, PA-28-150, PA-28-160 and PA-28R-180,</p> <p>F - Used on PA-28-180 with serial numbers 28-7305001 to 28-7505261 inclusive, PA-28-235 with serial numbers 28-7310001 to 28-7610020 inclusive, and PA-28R-200 with serial numbers 28R-7235001 to 28R-7635017 inclusive.</p> <p>G - Used on PA-28R-200 with serial numbers 28R-30482, 28R-35001 to 28R-7135238 inclusive, PA-28-235 with serial numbers 28-10003 to 28-11039 inclusive, PA-28R-180 with serial numbers 28R-30005 to 28R-7130019 inclusive, PA-28-150, PA-28-160 and PA-28-180 with serial numbers 28-1 to 28-7205328 Inclusive.</p>					

When ordering, always specify Part Number, Description, and Serial Number of Aircraft

## PIPER PARTS CATALOG

PIPER PARTS CATALOG					
Figure and Index Number	Part Number	Code	NOMENCLATURE	No. Req.	SERIAL NUMBERS AFFECTED
12-66	62483-02		CHANNEL - Right door, front, Sta. 72.6	1	28-10720 to 28-11039 inclusive
-67	68229-04	F	CHANNEL - Armrest support	1	
-68	68274-00	B	CHANNEL - Armrest support	1	
	67318-00	E	CHANNEL - Armrest support	1	
-69	67267-00	C	CHANNEL - Support, left	1	
	67267-01	C	CHANNEL - Support, right	1	
-70	67268-00	H	ANGLE - Support, left	1	
	76261-00	D	ANGLE - Support, left	1	
	67268-01	H	ANGLE - Support, right	1	
	76261-01	D	ANGLE - Support, right	1	
-71	67292-00	H	ANGLE - Support, left	1	
	76262-00	D	ANGLE - Support, left	1	
	67292-00	G	ANGLE - Support, right	1	
-72	62419-11		HINGE HALF - Baggage door	1	
-73	62571-00	A	GUSSET - Baggage door frame, bottom, rear	1	
			A - Used on PA-28-150, PA-28-160, PA-28-180, PA-28R-180, PA-28R-200 and PA-28-235.		
			B - Used on PA-28-235 airplanes only.		
			C - Used on PA-28-180 with serial numbers 28-4378 to 28-7505261 inclusive, PA-28-235 with serial numbers 28-11040 and up, PA-28R-180 and PA-28R-200.		
			D - Used on PA-28-180 with serial numbers 28-7405001 to 28-7505261 inclusive, PA-28-235 with serial numbers 28-7410001 and up, and PA-28R-200 with serial numbers 28R-7435001 and up.		
			E - Used on PA-28-180 with serial numbers 28-4378 to 28-5600 inclusive, PA-28R-180 with serial numbers 28R-30005 to 28R-30481 inclusive, 28R-30483 to 28R-31250 inclusive, PA-28R-200 with serial numbers 28R-30482, 28R-35001 to 28R-35600 inclusive, and PA-28-235 with serial numbers 28-11040 to 28-11300 inclusive.		
			F - Used on PA-28-180 with serial numbers 28-4378 to 28-5600 inclusive, PA-28R-180 with serial numbers 28R-30005 to 28R-30481 inclusive, 28R-30483 to 28R-31250 inclusive, PA-28R-200 with serial numbers 28R-30482, 28R-35001 to 28R-35600 inclusive, and PA-28-235 with serial numbers 28-10720 to 28-11300 inclusive.		
			G - Used on PA-28-180 with serial numbers 28-4378 to 28-7205328 inclusive, PA-28R-180 with serial numbers 28R-30005 to 28R-7130019 inclusive, and PA-28R-200 with serial numbers 28R-30482, 28R-35001 to 28R-7135238 inclusive.		
			H - Used on PA-28-180 with serial numbers 28-4378 to 28-7305611 inclusive, PA-28-235 with serial numbers 28-11040 to 28-7310187 inclusive, PA-28R-180 with serial numbers 28R-30005 to 28R-7130019 inclusive, and PA-28R-200 with serial numbers 28R-30482, 28R-35001 to 28R-7335455 inclusive.		

When ordering, always specify Part Number, Description, and Serial Number of Aircraft

## PIPER PARTS CATALOG

Figure and Index Number	Part Number	Code	NOMENCLATURE	No. Req.	SERIAL NUMBERS AFFECTED
12-74	99690-00	A	CHANNEL - Upper cockpit, left	1	
	99686-00	B	CHANNEL - Upper cockpit, left	1	
	99690-01	A	CHANNEL - Upper cockpit, right	1	
	99686-01	B	CHANNEL - Upper cockpit, right	1	
-75	99692-00	A	DOUBLER - Shoulder harness, left	1	
	99692-01	A	DOUBLER - Shoulder harness, right	1	
	99688-00	B	DOUBLER - Shoulder harness, left	1	
	99688-01	B	DOUBLER - Shoulder harness, right	1	
-76	99741-00	A,B	GUSSET - Headliner attachment, left	1	
	99741-01	A,B	GUSSET - Headliner attachment, right	1	
-77	99691-00	A	CHANNEL - Upper cockpit, rear, left	1	
	99687-00	B	CHANNEL - Upper cockpit, rear, left	1	
	99691-01	A	CHANNEL - Upper cockpit, rear, right	1	
	99687-01	B,G	CHANNEL - Upper cockpit, rear, right	1	
-78	99693-00	A	DOUBLER - Shoulder harness, rear	2	
	99689-00	B,G	DOUBLER - Shoulder harness, rear	2	
-79	96866-00	C,D	PLATE - Striker, lower door latch	1	
-80	96873 00	F	PLATE - Striker, upper door latch	1	
	78123-00	E	PLATE - Striker, upper door latch	1	
			<p>A - Used on PA-28-180 with serial numbers 28-7205001 to 28-7505261 inclusive, PA-28-235 with serial numbers 28-7210001 and up, and PA-28R-200 with serial numbers 28R-7235001 and up,</p> <p>B - Used on PA-28-140 with serial numbers 28-7225001 and up.</p> <p>C - Used on PA-28-140 with serial numbers 28-7325033 to 28-7625030 inclusive, PA-28-180 with serial numbers 28-7305001 to 28-7505261 inclusive, PA-28-235 with serial numbers 28-7310001 to 28-7610020 inclusive, and PA-28R-200 with serial numbers 28R-7235001 to 28R-7635017 inclusive.</p> <p>D - Used on PA-28-140 with serial numbers 28-25000 to 28-7325032 inclusive, PA-28-180 with serial numbers 28-5428 to 28-7205328 inclusive, PA-28-235 with serial numbers 28-11186 to 28-7210033 inclusive, PA-28R-180 with serial numbers 28R-31251 to 28R-7130019 inclusive, and PA-28R-200 with serial numbers 28R-30482, 28R-35001 to 28R-7135238 inclusive if Lower Door Latch is installed.</p> <p>E - Used on PA-28-180 with serial numbers 28-7405001 to 28-7505261 inclusive, PA-28-235 with serial numbers 28-7410001 to 28-7610020 inclusive, and PA-28R-200 with serial numbers 28R-7435001 to 28R-7635017 inclusive.</p> <p>F - Used on PA-28-180 with serial numbers 28-7305001 to 28-7305611 inclusive, PA-28-235 with serial numbers 28-7310001 to 28-7310187 inclusive, and PA-28R-200 with serial numbers 28R-7235001 to 28R-7335455 inclusive.</p> <p>G- For instructions on installing shoulder harnesses for the aft seats on PA-28 series aircraft manufactured between 1961 and 1972 without a third window installed, reference Kit No. 765-382. Used in PA-28-140 with serial numbers 28-20000 to 28-7125641 inclusive, PA-28-150/160 with serial numbers 28-01 to 28-4377, PA-28-180 with serial numbers 28-671 to 28-4377 inclusive and PA-28-235 with serial numbers 28-10001 to 28-11039 inclusive.</p>		

When ordering, always specify Part Number, Description, and Serial Number of Aircraft

**1D23 THRU 1D24  
INTENTIONALLY LEFT BLANK**

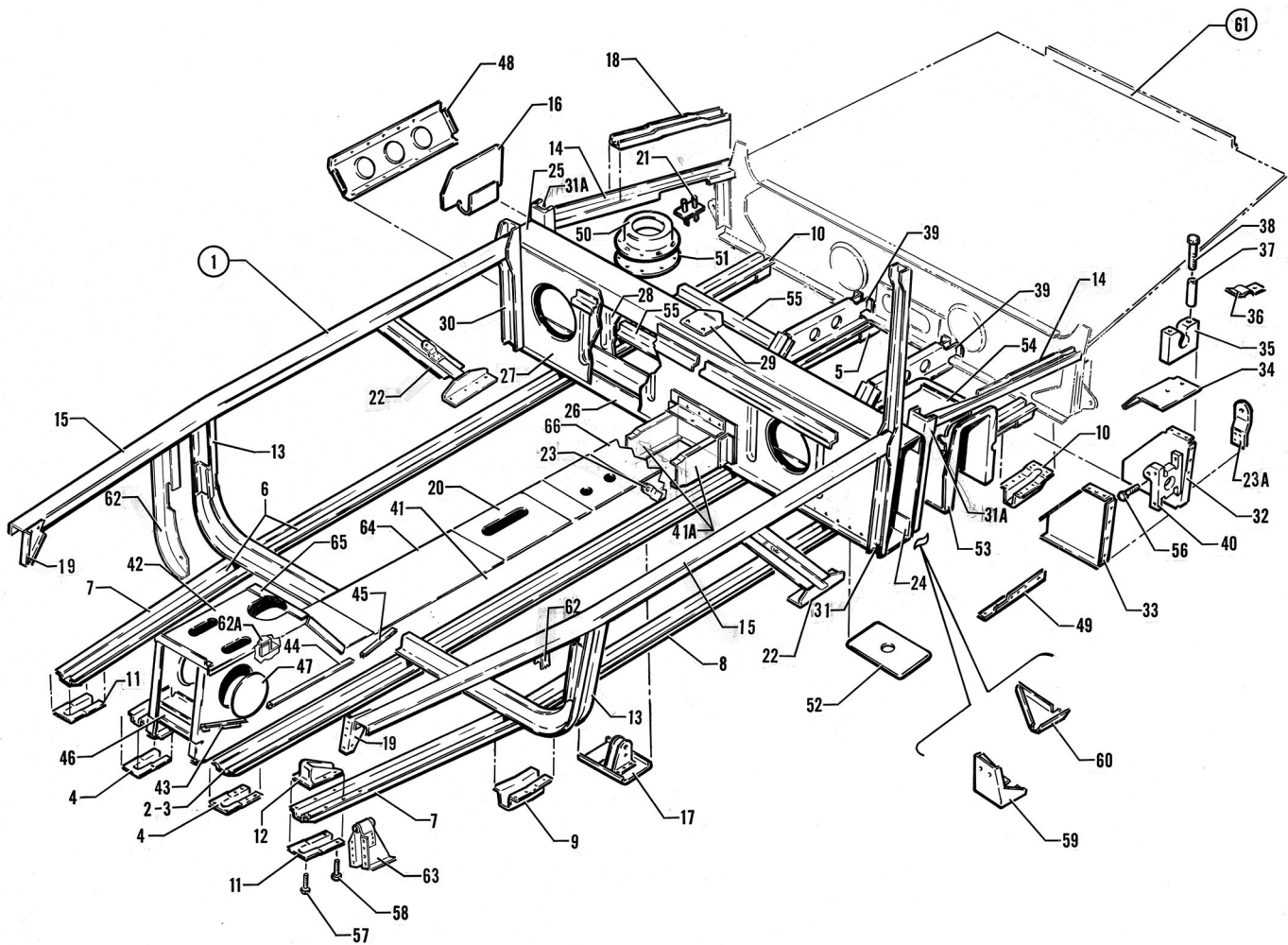


Figure 13. Lower Forward Cockpit Assembly

## PIPER PARTS CATALOG

Figure and Index Number	Part Number	Code	NOMENCLATURE	No. Req.	SERIAL NUMBERS AFFECTED
13-1	62422-00	A	COCKPIT ASSEMBLY - Lower	1	28-1 to 28-1760 inclusive
	62315-00	A	COCKPIT ASSEMBLY - Lower	1	28-1761 to 28-2477 inclusive
	65600-00	A	COCKPIT ASSEMBLY - Lower	1	28-2478 to 28 4377 inclusive
	62422-14	B	COCKPIT ASSEMBLY - Lower	1	28-20002 to 28-20280 inclusive
	62314-00	B	COCKPIT ASSEMBLY - Lower	1	28-20281 to 28-24999 inclusive
	62314-03	B	COCKPIT ASSEMBLY - Lower	1	2B-25000 to 28-26956 inclusive
	62314-06	B	COCKPIT ASSEMBLY - Lower	1	28-7125001 to 28-7125651 incl.
	62314-07	B	COCKPIT ASSEMBLY - Lower	1	28-7225001 to 28-7325684 incl.
	62314-08	B	COCKPIT ASSEMBLY - Lower	1	28-7425001 to 28-7625030 incl..
	79549-905	B	COCKPIT ASSEMBLY - Lower	1	28-7625031 and up
	65089-00	C	COCKPIT ASSEMBLY - Lower	1	2B-10003 to 28-10486 inclusive
	65089-04	C	COCKPIT ASSEMBLY - Lower	1	2B-10487 to 28-10675 inclusive
	65467-00	C	COCKPIT ASSEMBLY - Lower	1	28-10676 to 28-10719 inclusive
	65534-00	C	COCKPIT ASSEMBLY - Lower	1	28-10720 to 28-11 393 inclusive
	65534-05	C	COCKPIT ASSEMBLY - Lower	1	28-7110001 to 28-7110042 incl.
	65534-06	C	COCKPIT ASSEMBLY - Lower	1	28-7210001 to 28-7210033 incl.
	76312-00	C	COCKPIT ASSEMBLY - Lower	1	28-7310001 to 28-7310187 incl.
	76312-02	C	COCKPIT ASSEMBLY - Lower	1	28-7410001 to 28-7610020 incl.
	76471-905	C	COCKPIT ASSEMBLY - Lower	1	28-7610021 and up
	67252-00	F	COCKPIT ASSEMBLY - Lower	1	
	67252-05	D	COCKPIT ASSEMBLY - Lower	1	
	76112-00	E	COCKPIT ASSEMBLY - Lower	1	28R-7235001 to 28R-7335455 incl.
	76112-07	E	COCKPIT ASSEMBLY - Lower	1	28R-7435001 to 28R-7635017 incl.
	67930-905	E	COCKPIT ASSEMBLY - Lower	1	28R-7635018 and up
	65600-02	G	COCKPIT ASSEMBLY - Lower	1	28-4378 to 28-5869 inclusive
	65600-03	G	COCKPIT ASSEMBLY - Lower	1	28-7105001 to 28-7105244 incl.
	65600-04	G	COCKPIT ASSEMBLY - Lower	1	28-7205001 to 28-7205328 incl.
	76212-00	G	COCKPIT ASSEMBLY - Lower	1	28-7305001 to 28-7305611 incl.
	76212-03	G	COCKPIT ASSEMBLY - Lower	1	28-7405001 to 28-7505261 incl.
			<p>A - Used on PA-28-150, PA-28-160 and PA-28-180 air-planes only.</p> <p>B - Used on PA-28-140 airplanes only.</p> <p>C - Used on PA-28-235 airplanes only.</p> <p>D - Used on PA-28R-180 with serial numbers 28R-7130001 to 28R-7130019 inclusive, and PA-28R-200 with serial numbers 28R-7135001 to 28R-7135238 inclusive</p> <p>E - Used on PA-28R-200 airplanes only.</p> <p>F - Used on PA-28R-180 with serial numbers 28R-30005 to 28R-31279 inclusive, and PA-28R-200 with serial numbers 28R-30482, 28R-35001 to 28R-35830 inclusive.</p> <p>G - Used on PA 28-180 airplanes only.</p>		

When ordering, always specify Part Number, Description, and Serial Number of Aircraft

## PIPER PARTS CATALOG

Figure and Index Number	Part Number	Code	NOMENCLATURE	No. Req.	SERIAL NUMBERS AFFECTED
13-2	62422-09	F,K	HAT ASSEMBLY - inboard, left	1	28-7625031 and up
	79549-946	B	HAT ASSEMBLY - inboard, left	1	
	76112-04	H	HAT ASSEMBLY - Inboard, left	1	
	76469-946	G	HAT ASSEMBLY - inboard, left	1	28-7625031 and up
	62422-09	K	HAT ASSEMBLY - inboard, right	1	
	79549-946	B	HAT ASSEMBLY - inboard, right	1	
	67270-00	F	HAT ASSEMBLY - inboard, right	1	28R-7235001 to 28R-763501 incl.
	76116-00	J	HAT ASSEMBLY - inboard, right	1	
	76112-04	C	HAT ASSEMBLY- inboard, right	1	
	76469-946	G	HAT ASSEMBLY - inboard, right	1	
	62527-40	E	HAT	1	
	62221-00	D	HAT	1	
	76114-00	A	HAT	1	
			A - Used on PA-28-180 with serial numbers 28-7305001 to 28-7505261 inclusive, PA-2B-235 with serial numbers 28-7310001 and up, and PA-28R-200 with serial numbers 28R-7235001 and up.		
			B - Used on PA-28-140 airplanes only.		
			C - Used on PA-28-180 with serial numbers 28-7305001 to 28-7505261 inclusive, and PA-28-235 with serial numbers 28-7310001 and up.		
			D - Used on PA-28-150, PA-28-160 and PA-28-180 with serial numbers 28-1601 to 28-7205328 inclusive, PA-28-235 with serial numbers 28-10233 and up. PA-28-140 with serial numbers 28-20002 and up, PA-28R-180 with serial numbers 28R-30005 to 28R-7130019 inclusive, and PA-28R-200 with serial numbers 28R-30482, 28R-35001 to 28R-7135238 inclusive.		
			E - Used on PA-28-150, PA-28-160 and PA-28-180 with serial numbers 28-1 to 28-1600 inclusive, and PA-28-235 with serial numbers 28-10003 to 28-10232 inclusive.		
			F - Used on PA-28R-180 with serial numbers 28R-30005 to 28R-31279 inclusive, and PA-28R-200 with serial numbers 28R-30482, 28R-35001 to 28R-35830 inclusive.		
			G - Used on PA-28-235 with serial numbers 28-7610021 and up, and PA-28R-200 with serial numbers 28R-7635018 and up.		
			H - Used on PA-28-180 with serial numbers 28-7305001 to 28-7505261 inclusive, PA-28-235 with serial numbers 28-7310001 to 28-7610020 inclusive, and PA-28R-200 with serial numbers 28R-7235001 to 28R-7635017 inclusive.		
			J - Used on PA-28R-200 airplanes only.		
			K - Used on PA-28-150, PA-28-160 and PA-28-180 with serial numbers 28-1 to 28-7205328 inclusive, PA-28-235 with serial numbers 28-10003 to 28-7210033 inclusive. and PA-28-140 with serial numbers 28-20002 to 28-7625030 inclusive.		

When ordering, always specify Part Number, Description, and Serial Number of Aircraft



## PIPER PARTS CATALOG

Figure and Index Number	Part Number	Code	NOMENCLATURE	No. Req.	SERIAL NUMBERS AFFECTED
13-4	62543-00		FAIRING - Front, left	1	
	62543-02	J,O	FAIRING - Front, left	1	
	62543-00	B,LM	FAIRING - Front, right	1	
	62543-02	J,N	FAIRING - Front, right	1	
	67271-00	K	FAIRING - Front, right (with jack pad fitting)	1	
-5	62554-00		FAIRING - Rear	1	
-6	62422-10	A,D,E,F	HAT ASSEMBLY - Outboard, left	1	
	79549-947	B	HAT ASSEMBLY - Outboard, left	1	
	76112-05	C	HAT ASSEMBLY - Outboard, left	1	
	76469-947	G	HAT ASSEMBLY - Outboard, left	1	
	62422-11	A,D,E,F	HAT ASSEMBLY - Outboard, right	1	
	79549-948	B	HAT ASSEMBLY - Outboard, right	1	
	76112-06	C	HAT ASSEMBLY - Outboard, right	1	
	76469-948	G	HAT ASSEMBLY - Outboard, right	1	
-7	62528-00		HAT - Front, left	1	
	62528-01		HAT - Front, right	1	
-8	62524-00	A,B,D,E	HAT - Rear, left	1	
	76115-00	H	HAT - Rear, left	1	
	62524-01	A,B,D,E	HAT - Rear, right	1	
	76115-01	H	HAT - Rear, right	1	
			A - Used on PA-28R-180 with serial numbers 28R-30005 to 28R-31279 inclusive, and PA-28R-200 with serial numbers 28R-30482. 28R-35001 to 28R-35830 inclusive.		
			B - Used on PA-28-140 airplanes only.		
			C - Used on PA-28-180 with serial numbers 28-7305001 to 28-7505261 inclusive, PA-28-235 with serial numbers 28-7310001 to 28-7610020 inclusive. and PA-28R-200 with serial numbers 28R-7235001 to 28R-7635017 inclusive.		
			D - Used on PA-28-150. PA-28-160 and PA-28-180 with serial numbers 28-1 to 28-7205328 inclusive.		
			E - Used on PA-28-235 with serial numbers 28-10003 to 28-7210033 inclusive.		
			F - Used on PA-28-140 with serial numbers 28-20002 to 28-7625030 inclusive.		
			G - Used on PA-28-235 with serial numbers 28-7610021 and up. and PA-28R-200 with serial numbers 28R-7635018 and up.		
			H - Used on PA-28-180 with serial numbers 28-7305001 to 28-7505261 inclusive, PA-28-235 with serial numbers 28-7310001 and up, and PA-28R-200 with serial numbers 28R-7235001 and up.		
			J - Used if air conditioning is installed.		
			K - Used on PA-28R-180 and PA-28R-200 airplanes only.		
			L - Used on PA-28-150, PA-28-160 and PA-28-180 airplanes only.		
			M - Used on PA-28-235 airplanes only.		
			N - Used on PA-28-140 with serial numbers 28-7125472 and up, and PA-28-180 with serial numbers 28-7205092 to 28-7505261 inclusive.		
			O - Used on PA-28-140 with serial numbers 28-7125472 and up, PA-28-180 with serial numbers 28-7205092 to 28-7505261 inclusive, and PA-28R-200 with serial numbers 28R-7235001 and up.		

When ordering, always specify Part Number, Description, and Serial Number of Aircraft

## PIPER PARTS CATALOG

Figure and Index Number	Part Number	Code	NOMENCLATURE	No. Req.	SERIAL NUMBERS AFFECTED
13-9	62558-00		FAIRING - Center, left	1	
	62558-01		FAIRING - Center, right	1	
-10	62554-00		FAIRING - Rear, left and right	2	
-11	62544-00		FAIRING - Front, left	1	
	62544-01		FAIRING - Front, right	1	
-12	62441-00		FITTING - Engine, lower, left	1	
	62441-01		FITTING - Engine, lower, right	1	
-13	62519-00	B,D,E,F	FRAME ASSEMBLY - Fuselage, Sta. 73.04	1	
	76126-00	A	FRAME ASSEMBLY - Fuselage, Sta. 73.04	1	
-14	62525-00		STRINGER - Rear of spar box, left	1	
	62525-01		STRINGER - Rear of spar box, right	1	
-15	62526-00		LONGERON - Lower cockpit, left	1	28-1 to 28-1760 inclusive
	62526-02	C	LONGERON - Lower cockpit, left	1	
	62526-01	G	LONGERON - Lower cockpit, right	1	
	76490-02	A	LONGERON - Lower cockpit, left	1	
	76490-03	A	LONGERON - Lower cockpit, right	1	
-16	62542-00		GUSSET - Lower cockpit, left	1	
	62542-01		GUSSET - Lower cockpit, right	1	
<p>A - Used on PA-28-180 with serial numbers 28-7305001 to 28-7505261 inclusive, PA-28-235 with serial numbers 28-7310001 and up, and PA-28R-200 with serial numbers 28R-7235001 and up,</p> <p>B - Used on PA-28-140 airplanes only.</p> <p>C - Used on PA-28-140 with serial numbers 28-20002 and up, PA-28-150, PA-28-160 and PA-28-180 with serial numbers 28-1761 to 28-7205328 inclusive. PA-28-235 with serial numbers 28-10003 to 28-7210033 inclusive, PA-28R-180, and PA-28R-200 with serial numbers 28R-30482, 28R-35001 to 28R-7235330 inclusive.</p> <p>D - Used on PA-28-150, PA-28-160 and PA-28-180 with serial numbers 28-1 to 28-7205328 inclusive.</p> <p>E - Used on PA-28-235 with serial numbers 28-10003 to 28-7210033 inclusive.</p> <p>F - Used on PA-28R-180 with serial numbers 28R-30005 to 28R-7130019 inclusive, and PA-28R-200 with serial numbers 28R-30482, 28R-35001 to 28R-7135238 inclusive.</p> <p>G - Used on PA-28-140 with serial numbers 28-20002 and up, PA-28-150, PA-28-160 and PA-28-180 with serial numbers 28-1 to 28-7205328 inclusive, PA-28-235 with serial numbers 28-10003 to 28-7210033 inclusive, PA-28R-180, and PA-28R-200 with serial number 28R-30482, 28R-35001 to 28R-7235330 inclusive.</p>					

When ordering, always specify Part Number, Description, and Serial Number of Aircraft

## PIPER PARTS CATALOG

Figure and Index Number	Part Number	Code	NOMENCLATURE	No. Req.	SERIAL NUMBERS AFFECTED
13-17	65636-00	C	BRACKET ASSEMBLY - Pulley mounting	1	28-10720 and up
	65636-00	H,J	BRACKET ASSEMBLY - Pulley mounting	1	
-18	62551-00		CHANNEL - Lower cockpit, left	1	
	62551-01		CHANNEL - Lower cockpit, right	1	
-19	62581-00	B,C,K	BRACKET - Lower cockpit, right	1	
	62581-02	J	BRACKET - Lower cockpit, right	1	
	62581-01		BRACKET - Lower cockpit, left	1	
-20	62875-00	B,C,K	PLATE ASSEMBLY - Tunnel	1	
	67562-00	J	Plate ASSEMBLY - Tunnel	1	
-21	63909-00	B	VENT ASSEMBLY - Battery	1	
-22	62686-00	D	HAT ASSEMBLY - Seat belt attachment, left	1	
	62686-02	C	HAT ASSEMBLY - Seat belt attachment, left	1	28-10003 to 28-7110042 incl.
	62686-03	A,F	HAT ASSEMBLY - Seat belt attachment, left	1	
	62686-03	B	HAT ASSEMBLY - Seat belt attachment, left	1	28-20281 to 28-7125651 incl.
	96890-00	G	HAT ASSEMBLY - Seat belt attachment, left	1	
	62686-01	E	HAT ASSEMBLY - Seat belt attachment, right	1	
	62688-04	A	HAT ASSEMBLY - Seat belt attachment, right	1	
	96890-01	G	HAT ASSEMBLY - Seat belt attachment, right	1	
-23	62576-00	E	BRACKET - Seat belt attachment	2	
	96887-02	G	BRACKET - Seat belt attachment, left	1	
	96887-00	G	BRACKET - Seat belt attachment, right	1	
-23a	62576-00	E	BRACKET - Seat belt attachment	1	
	79319-00	G	BRACKET - Seat belt attachment	1	
			<p>A - Used on PA-28R-180 with serial numbers 28R-30005 to 28R-7130019 inclusive, and PA-28R-200 with serial numbers 28R-30482, 28R-35001 to 28R-7135238 inclusive.</p> <p>B - Used on PA-28-140 airplanes only.</p> <p>C - Used on PA-28-235 airplanes only.</p> <p>D - Used on PA-28-150, PA-28-160 and PA-28-180 with serial numbers 28-1 to 28-1760 inclusive, and PA-28-140 with serial numbers 28-20002 to 28-20280 inclusive.</p> <p>E - Used on PA-28-140 with serial numbers 28-20002 to 28-7125651 inclusive, PA-28-150, PA-28-160 and PA-28-180 with serial numbers 28-1 to 28-7105244 inclusive, PA-28-235 with serial numbers 28-10003 to 28-7110042 inclusive, PA-28R-180 with serial numbers 28R-30005 to 28R-7130019 inclusive, and PA-28R-200 with serial numbers 28R-30482, 28R-35001 to 28R-7135238 inclusive.</p> <p>F - Used on PA-28-150, PA-28-160 and PA-28-180 with serial numbers 28-1761 to 28-7105244 inclusive.</p> <p>G - Used on PA-28-140 with serial numbers 28-7225001 and up, PA-28-180 with serial numbers 28-7205001 to 28-7505261 inclusive, PA-28-235 with serial numbers 28-7210001 and up, and PA-28R-200 with serial numbers 28R-7235001 and up.</p> <p>H - Used on PA-28-140 with serial numbers 28-7325001 and up, and PA-28-180 with serial numbers 28-4378 to 28-7505261 inclusive.</p> <p>J - Used on PA-28R-180 and PA-28R-200 airplanes only.</p> <p>K - Used on PA-28-150, PA-28-160 and PA-28-180 airplanes only.</p>		

When ordering, always specify Part Number, Description, and Serial Number of Aircraft

## PIPER PARTS CATALOG

Figure and Index Number	Part Number	Code	NOMENCLATURE	No. Req.	SERIAL NUMBERS AFFECTED
13-24	62687-00	D	BOX ASSEMBLY - Spar, lower cockpit	1	
	62687-03	J	BOX ASSEMBLY - Spar, lower cockpit	1	
	66689-00	B	BOX ASSEMBLY - Spar, lower cockpit	1	28-25000 to 28-7125651 inclusive
	66689-03	B	BOX ASSEMBLY - Spar, lower cockpit	1	28-7225001 and up
	62687-05	C	BOX ASSEMBLY - Spar, lower cockpit	1	28-10661 to 28-10719 inclusive
	65536-00	C	BOX ASSEMBLY - Spar, lower cockpit	1	28-10720 to 28-11393 inclusive
	67280-00	H	BOX ASSEMBLY - Spar, lower cockpit	1	
	99126-00	C	BOX ASSEMBLY - Spar, lower cockpit	1	28-7110001 to 28-7110042 incl.
	99126-02	C	BOX ASSEMBLY - Spar, lower cockpit	1	28-7210001 and up
	99127-00	K	BOX ASSEMBLY - Spar, lower cockpit	1	28-7105001 to 28-7105244 incl.
	99127-02	K	BOX ASSEMBLY - Spar, lower cockpit	1	28-7205001 to 28-7505261 incl.
	99129-00	E	BOX ASSEMBLY - Spar, lower cockpit	1	
	99129-02	F	BOX ASSEMBLY - Spar, lower cockpit	1	28R-7235001 and up
-25	62539-00		CHANNEL - Spar box, top	1	
-26	62540-00		CHANNEL - Spar box, bottom	1	
-27	62553-00	A	WEB - Spar box, front	1	
	62553-00	B	WEB - Spar box, front	1	28-20002 to 28-24999 inclusive
	66688-00	B	WEB - Spar box, front	1	28-25000 and up
	62553-00	C	WEB - Spar box, front	1	28-10003 to 28-10660 inclusive
	62553-02	C	WEB - Spar box, front	1	28-10661 to 28-10719 inclusive
	65538-00	C	WEB - Spar box, front	1	28-10720 to 28-7110042 inclusive
	62553-00	C	WEB - Spar box, front	1	28-7210001 and up
	67281-00	G	WEB - Spar box, front	1	
	67281-02	F	WEB - Spar box, front	1	28R-7235001 and up
			A - Used on PA-28-150, PA-28-160 and PA-28-180 airplanes only.		
			B - Used on PA-28-140 airplanes only.		
			C - Used on PA-28-235 airplanes only.		
			D - Used on PA-28-150, PA-28-160 and PA-28-180 with serial numbers 28-1 to 28-1760 inclusive, and PA-28-140 with serial numbers 28-20002 to 28-20280 inclusive.		
			E - Used on PA-28R-180 with serial numbers 28R-7130001 to 28R-7130019 inclusive, and PA-28R-200 with serial numbers 28R-7135001 to 28R-7135238 inclusive.		
			F - Used on PA-28R-200 airplanes only.		
			G- Used on PA-28R-180 with serial numbers 28R-30005 to 28R-7130019 inclusive, and PA-28R-200 with serial numbers 28R-30482, 28R-35001 to 28R-7135238 inclusive.		
			H- Used on PA-28R-180 with serial numbers 28R-30005 to 28R-30481 inclusive, 28R-30483 to 28R-31279 inclusive, and PA-28R-200 with serial numbers 28R-30482, 28R-35001 to 28R-35830 inclusive.		
			J- Used on PA-28-150, PA-28-160 and PA-28-180 with serial numbers 28-1761 to 28-5869 inclusive, PA-28-140 with serial numbers 28-20281 to 28-24999 inclusive, and PA-28-235 with serial numbers 28-10003 to 28-10660 inclusive.		
			K - Used on PA-28-180 airplanes only.		

When ordering, always specify Part Number, Description, and Serial Number of Aircraft

## PIPER PARTS CATALOG

Figure and Index Number	Part Number	Code	NOMENCLATURE	No. Req.	SERIAL NUMBERS AFFECTED
13-28	62559-00	F	WEB - Spar box, rear	1	
	99123-00	G	WEB - Spar box, rear	1	28-7105001 and up
	65537-00	C	WEB - Spar box, rear	1	28-10720 to 28-11393 inclusive
	99122-00	C	WEB - Spar box, rear	1	28-7110001 and up
	67282-00	H	WEB - Spar box, rear	1	
	67282-02	E	WEB - Spar box, rear	1	
-29	62668-00	B	BRACKET- Flap return spring	1	
	99045-00	A	BRACKET- Flap return spring	1	
-30	62545 00	K	CHANNEL - Spar box, right	1	
-31	62546-00	J	CHANNEL - Spar box, lower cockpit	1	
	68562-00	C	CHANNEL - Spar box, lower cockpit	1	28-10720 and up
	62546-00	D	CHANNEL - Spar box, left	1	
-31a	62428-00		CHANNEL - Spar box, left	1	
	62428-01		CHANNEL - Spar box, right	1	
<p>A - Used on PA-28-180 with serial numbers 28-7105001 to 28-7505261 inclusive, PA-28R-180 with serial numbers 28R-7130001 to 28R-7130019 inclusive, PA-28R-200 with serial numbers 28R-7135001 and up, and PA-28-235 with serial numbers 28-7110001 and up.</p> <p>B - Used on PA-28-140 with serial numbers 28-20002 and up, PA-28-150, PA-28-160 and PA-28-180 with serial numbers 28-1 to 28-5869 inclusive, PA-28-235 with serial numbers 28-10003 to 28-11393 inclusive, PA-28R-180 with serial numbers 28R-30005 to 28R-30481 inclusive. 28R-30483 to 28R-31279 inclusive, and PA-28R-200 with serial numbers 28R-30482, 28R-35001 to 28R-35830 inclusive.</p> <p>C - Used on PA-28-235 airplanes only.</p> <p>D - Used on PA-28R-180 and PA-28R-200 airplanes only.</p> <p>E - Used on PA-28R-180 with serial numbers 28R-7130001 to 28R-7130019 inclusive, and PA-28R-200 with serial numbers 28R-7135001 and up.</p> <p>F - Used on PA-28-140 with serial numbers 28-20002 and up, PA-28-150, PA-28-160 and PA-28-180 with serial numbers 28-1 to 28-5869 inclusive. and PA-28-235 with serial numbers 28-10003 to 28-10719 inclusive.</p> <p>G - Used on PA-28-180 airplanes only.</p> <p>H - Used on PA-28R-180 with serial numbers 28R-30005 to 28R-30481 inclusive, 28R-30483 to 28R-31279 inclusive, and PA-28R-200 with serial numbers 28R-30482, 28R-35001 to 28R-35830 inclusive.</p> <p>J - Used on PA-28-140 with serial numbers 28-20002 and up, PA-28-150, PA-28-160 and PA-28-180 with serial numbers 28-1 to 28-7505261 inclusive, and PA-28-235 with serial numbers 28-10003 to 28-10719 inclusive.</p> <p>K - Used on PA-28-140, PA-28-150, PA-28-160, PA-28 180, PA-28-235, PA- 28R- 180 and PA-28R-200.</p>					

When ordering, always specify Part Number, Description, and Serial Number of Aircraft

## PIPER PARTS CATALOG

Figure and Index Number	Part Number	Code	NOMENCLATURE	No. Req.	SERIAL NUMBERS AFFECTED
13-32	62536-04		SUPPORT - Rear seat bottom, left	1	
	62536-05		SUPPORT - Rear seat bottom, right	1	
-33	62550-00		SUPPORT - Rear seat bottom, left	1	
	62550-01		SUPPORT - Rear seat bottom, right	1	
-34	62583-00		PLATE - Flap torque tube support, left	1	
	62583-01		PLATE - Flap torque tube support, right	1	
-35	62584-00	A	BLOCK - Rear seat support, left and right	2	28-1 to 28-1410 inclusive
	65050-00	B	BLOCK - Rear seat support, left and right	2	
-36	62585-00	A	CLIP - Rear seat support, left and right	2	28-1 to 28-1410 inclusive
-37	65003-03	B	BUSHING - Rear seat support	4	
-38	400 443	A,W	BOLT - (AN3-12A)	2	28-1 to 28-1410 inclusive
	400 451	B,W	BOLT - (AN3-20A)	2	
	690 657	A	WASHER - (NAS1149D0363H)	2	28-1 to 28-1410 inclusive
	690 612	8,W	WASHER - (NAS1149F0363P)	2	
	404 526	W	NUT - (MS21042-3)	2	
-39	62763-00		SUPPORT - Torque shaft center	2	
-40	62421-00		FITTING - Flap torque tube assembly, left	1	
	62421-01		FITTING - Flap torque tube assembly, right	1	
-41	62596-00	F	CHANNEL - Tunnel, side, left	1	
	62596-02	C	CHANNEL - Tunnel, side, left	1	
	67274-00	D	CHANNEL - Tunnel, side, left	1	
	76218-00	E	CHANNEL - Tunnel, side, left	1	
	62596-01	F	CHANNEL - Tunnel, side, right	1	
	62596-03	C	CHANNEL - Tunnel, side, right	1	
	67274-01	D	CHANNEL - Tunnel, side, right	1	
	76218-01	E	CHANNEL - Tunnel, side, right	1	
			<p>A - Used on PA-28-150, PA-28-160 and PA-28-180 airplanes only.</p> <p>B - Used on PA-28-150, PA-28-160 and PA-28-180 with serial numbers 28-1411 to 28-5869 inclusive, PA-28-235 with serial numbers 28-10003 to 28-11393 inclusive, PA-28R-180 with serial numbers 28R-30005 to 28R-30481 inclusive, 28R-30483 to 28R-31279 inclusive, and PA-28R-200 with serial numbers 28R-30482, 28R-35001 to 28R-35830 inclusive.</p> <p>C - Used on PA-28-140 with serial numbers 28-7225001 and up, PA-28-180 with serial numbers 28-7205001 to 28-7205328 inclusive, and PA-28-235 with serial numbers 28-7210001 to 28-7210033 inclusive.</p> <p>D - Used on PA-28R-180 with serial numbers 28R-30005 to 28R-7130019 inclusive, and PA-28R-200 with serial numbers 28R-30482, 28R-35001 to 28R-7135238 inclusive.</p> <p>E - Used on PA-28-180 with serial numbers 28-7305001 to 28-7505261 inclusive, PA-28-235 with serial numbers 28-7310001 and up, and PA-28R-200 with serial numbers 28R-7235001 and up.</p> <p>F - Used on PA-28-140 with serial numbers 28-20002 to 28-7125651 inclusive, PA-28-150, PA-28-160 and PA-28-180 with serial numbers 28-1 to 28-7105244 inclusive, and PA-28-235 with serial numbers 28-10003 to 28-7110042 inclusive.</p> <p>W - These parts must be ordered from Service Spares Department, Piper Aircraft, Lock Haven, Penna.</p>		

When ordering, always specify Part Number, Description, and Serial Number of Aircraft

## PIPER PARTS CATALOG

Figure and Index Number	Part Number	Code	NOMENCLATURE	No. Req.	SERIAL NUMBERS AFFECTED
13-41a	76119-00	J	CHANNEL - Tunnel, side extension, left	1	
	76119-01	J	CHANNEL - Tunnel, side extension, right	1	
-42	62601-00	A	PLATE - Tunnel, top front	1	28-1 to 28-1021 inclusive
	62601-03	B,C,E	PLATE - Tunnel, top front	1	28-1022 and up
	67275-00	D	PLATE - Tunnel, top front	1	
-43	62603-00	B,C,E	ANGLE - Tunnel, heat duct, left	1	
	62603-01	B,C,E	ANGLE - Tunnel, heat duct, right	1	
-44	62604-00	F	ANGLE - Tunnel, heat duct, left	1	
	99418-00	H,K	ANGLE - Tunnel, heat duct, left	1	
	99417-00	J	ANGLE - Tunnel, heat duct, left	1	
	62604-01	F	ANGLE - Tunnel, heat duct, right	1	
	99418-01	H,K	ANGLE - Tunnel, heat duct, right	1	
	99417-00	J	ANGLE - Tunnel, heat duct, right	1	
-45	62605-00	F	ANGLE - Tunnel, heat duct	2	
	99417-00	G,K	ANGLE - Tunnel, heat duct	2	
<p>A - Used on PA-28-150, PA-28-160 and PA-28-180 airplanes only.</p> <p>B - Used on PA-28-140 airplanes only.</p> <p>C - Used on PA-28-235 airplanes only.</p> <p>D - Used on PA-28R-180 and PA-28R-200 airplanes only.</p> <p>E - Used on PA-28-150, PA-28-160 and PA-28-180 with serial numbers 28-1022 to 28-7505261 inclusive.</p> <p>F - Used on PA-28-140 with serial numbers 28-20002 to 28-26956 inclusive, PA-28-150, PA-28-160 and PA-28-180 with serial numbers 28-1 to 28-5869 inclusive, PA-28-235 with serial numbers 28-10003 to 28-11393 inclusive, PA-28R-180 with serial numbers 28R-30005 to 28R-30481 inclusive, 28R-30483 to 28R-31279 inclusive, and PA-28R-200 with serial numbers 28R-30482, 28R-35001 to 28R-35830 inclusive.</p> <p>G - Used on PA-28-180 with serial numbers 28-710500 1 to 28-7505261 inclusive, PA-28R-180 with serial numbers 28R-7130001 to 28R-7130019 inclusive, and PA-28R-200 with serial numbers 28R-7135001 and up, and PA-28-235 with serial numbers 28-7110001 and up.</p> <p>H - Used on PA-28-180 with serial numbers 28-7105001 to 28-7205328 inclusive, PA-28R-180 with serial numbers 28R-7130001 to 28R-7130019 inclusive, PA-28R-200 with serial numbers 28R-7135001 to 28R-7135238 inclusive, and PA-28-235 with serial numbers 28-7110001 to 28-7210033 inclusive.</p> <p>J - Used on PA-28-180 with serial numbers 28-7305001 to 28-7505261 inclusive, PA-28-235 with serial numbers 28-7310001 and up, and PA-28R-200 with serial numbers 28R-7235001 and up.</p> <p>K - Used on PA-28-140 with serial numbers 28-7125001 and up.</p>					

When ordering, always specify Part Number, Description, and Serial Number of Aircraft

## PIPER PARTS CATALOG

Figure and Index Number	Part Number	Code	NOMENCLATURE	No. Req.	SERIAL NUMBERS AFFECTED
13-46	62620-00	A,B,C	BRACKET- Pulley	2	
	67269-00	D	BRACKET ASSEMBLY - Pulley, bottom	1	28R-30005 to 8R-30878 inclusive
	67269-02	D	BRACKET ASSEMBLY - Pulley, bottom	1	28R-30879 and up
	67276-00	D	BRACKET - Pulley, top	1	28R-30005 to 28R-30878 inclusive
	67276-03	D	BRACKET - Pulley, top	1	28R-30879 and up
-47	12761-02	W	COVER ASSEMBLY - Inspection	2	
-48	65126-00	C	STIFFENER - lower cockpit, right	1	
	65126-00	E	STIFFENER - lower cockpit, right	1	
-49	65127-00	C	STIFFENER - lower cockpit, left	1	
	65126-01	E	STIFFENER - lower cockpit, left	1	
-50	65071-00	C	BASE ASSEMBLY - Fuel selector	1	
-51	65072-00	C	COVER ASSEMBLY - Fuel selector access	1	
-52	65077-00	C	COVER ASSEMBLY - Fuel pump access	1	28-10003 to 28-10719 inclusive
	65533-00	C	COVER ASSEMBLY - Fuel pump access	1	28-10720 and up
-53	65211-00	C	BOX ASSEMBLY - Fuel pump	1	28-10003 to 28-10062 inclusive
	65415-00	C	BOX ASSEMBLY - Fuel pump	1	28-10063 to 28-10719 inclusive
	65428-00	C	BOX ASSEMBLY - Fuel pump	1	28-10720 and up
-54	65212-00	C	COVER ASSEMBLY - Fuel pump	1	28-10003 to 28-10062 inclusive
	65414-00	C	COVER ASSEMBLY - Fuel pump box	1	28-10063 to 28-10719 inclusive
	65459-00	C	COVER - Fuel pump box	1	28-10720 and up
-55	62268-00	B	HAT ASSEMBLY - Battery box support, front	1	
	62268-02	B	HAT ASSEMBLY - Battery box support, rear	1	
-56	401 269	W	BOLT - Top forward (AN-10A)	2	
	401 266	W	BOLT - Bottom forward and rear (AN-5A)	6	
	690 657		WASHER - (NAS1149D0363H)	10	
	404 526	W	NUT - (MS21042-3)	8	
-57	415 322		BOLT - (MS27039-1-12)	4	
	690 657		WASHER - (NAS1149D0363H)	4	
	404 526	W	NUT - (MS21042-3)	4	
-58	415 323		BOLT - (MS27039-1-13)	8	
	690 657		WASHER - (NAS1149D0363H)	8	
	404 526	W	NUT - (MS21042-3)	8	
-59	67572-00	D	SUPPORT - Landing gear override	1	
-60	67574-00	D	SUPPORT - Diaphragm	1	
			<p>A - Used on PA-28-150, PA-28-160 and PA-28-180 airplanes only.</p> <p>B - Used on PA-28-140 airplanes only.</p> <p>C - Used on PA-28-235 airplanes only.</p> <p>D - Used on PA-28R-180 and PA-28R-200 airplanes only.</p> <p>E - Used on PA-28-180 with serial numbers 28-7305001 to 28-7505261 inclusive, and PA-28R-200 with serial numbers 28R-7235001 and up.</p> <p>W - These parts must be ordered from Service Spares Department, Piper Aircraft, Lock Haven, Penna.</p>		

When ordering, always specify Part Number, Description, and Serial Number of Aircraft



## PIPER PARTS CATALOG

Figure and Index Number	Part Number	Code	NOMENCLATURE	No. Req.	SERIAL NUMBERS AFFECTED
13-61	62660-00	E,G	* LOWER COCKPIT ASSEMBLY - Aft	1	
	62660-15	E,H	* LOWER COCKPIT ASSEMBLY - Aft	1	28-7205001 to 28-7205328 incl.
	62660-12	C,E	* LOWER COCKPIT ASSEMBLY - Aft	1	28-10003 to 28-7110042 incl.
	62660-16	E,F	* LOWER COCKPIT ASSEMBLY - Aft	1	
	76470-907	E,J	* LOWER COCKPIT ASSEMBLY - Aft	1	
	62277-00	B,E	* LOWER COCKPIT ASSEMBLY - Aft	1	28-20002 to 28-24999 inclusive
	62277-02	B,E	* LOWER COCKPIT ASSEMBLY - Aft	1	28-25000 to 28-7125651 incl.
	62277-03	B,E	* LOWER COCKPIT ASSEMBLY - Aft	1	28-7225001 to 28-7625030 incl.
	79549-907	B,E	* LOWER COCKPIT ASSEMBLY - Aft	1	28-7625031 and up
-61a	62109-00	K	** COVER - Inspection access	2	
-62	76120-00	A	* CHANNEL - Sta. 67.68, Left	1	
	76120-01	A	* CHANNEL - Sta. 67.68, right	1	
-62a	62664-00		* ZEE ASSEMBLY - Tunnel	2	
-63	79258-00	D	BRACKET ASSEMBLY - Rudder pedal stop, left	1	
	79258-01	D	BRACKET ASSEMBLY - Rudder pedal stop, right	1	
-64	62599-00		PLATE - Tunnel, top, center rear	1	28-1 to 28-670 inclusive
	63287-00		PLATE - Tunnel, top, center rear	1	28-671 and up
<p>A - Used on PA-28-180 with serial numbers 28-7305001 to 28-7505261 inclusive, PA-28R-200 with serial numbers 28R-7235001 and up, and PA-28-235 with serial numbers 28-7310001 and up.</p> <p>B - Used on PA-28-140 airplanes only.</p> <p>C - Used on PA-28-235 airplanes only.</p> <p>D - Used on PA-28-140 with serial numbers 28-7425001 and up, PA-28-180 with serial numbers 28-7405001 to 28-7505261 inclusive, PA-28-235 with serial numbers 28-7410001 and up, and PA-28R-200 with serial numbers 28R-7435001 and up.</p> <p>E - See Figure 14 for component parts.</p> <p>F - Used on PA-28-180 with serial numbers 28-7305001 to 28-7505261 inclusive, PA-28-235 with serial numbers 28-7210001 to 28-7610020 inclusive, and PA-28R-200 with serial numbers 28R-7235001 to 28R-7635017 inclusive.</p> <p>G - Used on PA-28-150, PA-28-160 and PA-28-180 with serial numbers 28-1 to 28-7105244 inclusive, PA-28R-180 with serial numbers 28R-30005 to 28R-7130019 inclusive, and PA-28R-200 with serial numbers 28R-30482, 28R-35001 to 28R-7135238 inclusive.</p> <p>H - Used on PA-28-180 airplanes only.</p> <p>J - Used on PA-28-235 with serial numbers 28-7610021 and up, and PA-28R-200 with serial numbers 28R-7635018 and up.</p> <p>K - See latest revision of Piper Service Bulletin 977.</p>					

When ordering, always specify Part Number, Description, and Serial Number of Aircraft

## PIPER PARTS CATALOG

Figure and Index Number	Part Number	Code	NOMENCLATURE	No. Req.	SERIAL NUMBERS AFFECTED
13-65     -66	62600-00		PLATE - Tunnel, top, center front	1	28-1 to 28-670 inclusive
	63288-00	A,B,D	PLATE - Tunnel, top, center front	1	28-671 and up
	65409-00	C H	PLATE - Tunnel, top, center front	1	28-10003 to 28-10785 inclusive
	69095-00		PLATE - Tunnel, top, center front	1	28-10786 and up
	62597-00		PLATE - Tunnel, top rear	1	28-1 to 28-670 inclusive
	63286-00	G	PLATE - Tunnel, top rear	1	
	65634-00	F	PLATE - Tunnel, top rear	1	
	76121-00	E	PLATE - Tunnel, top rear	1	
			A - Used on PA-28-150, PA-28-160 and PA-28-180 airplanes only.		
			B - Used on PA-28-140 airplanes only.		
			C - Used on PA-28-235 airplanes only.		
			D - Used on PA-28R-180 and PA-28R-200 airplanes only.		
			E - Used on PA-28-180 with serial numbers 28-7305001 to 28-7505261 inclusive, PA-28R-200 with serial numbers 28R-7235001 and up, and PA-28-235 with serial numbers 28-7310001 and up.		
			F - Used on PA-28-140 with serial numbers 28-7325001 and up, PA-28-180 with serial numbers 28-4378 to 28-7205328 inclusive, PA-28R-180 with serial numbers 28R-30005 to 28R-7130019 inclusive, PA-28R-200 with serial numbers 28R-30482, 28R-35001 to 28R-7135238 inclusive, and PA-28-235 with serial numbers 28-10720 to 28-7210033 inclusive.		
			G - Used on PA-28-150, PA-28-160 and PA-28-180 with serial numbers 28-671 to 28-4377 inclusive. PA-28-140 with serial numbers 28-20002 to 28-7225612 inclusive, and PA-28-235 with serial numbers 28-10003 to 28-10719 inclusive.		
			H - No longer available. Order plate 69095-00 if Fuel Selector Control Modification Kit 760 681 has been installed per Service Bulletin 376. Order Fuel Selector Modification Kit 760 681 if Service Bulletin 376 has not been complied with.		

When ordering, always specify Part Number, Description, and Serial Number of Aircraft

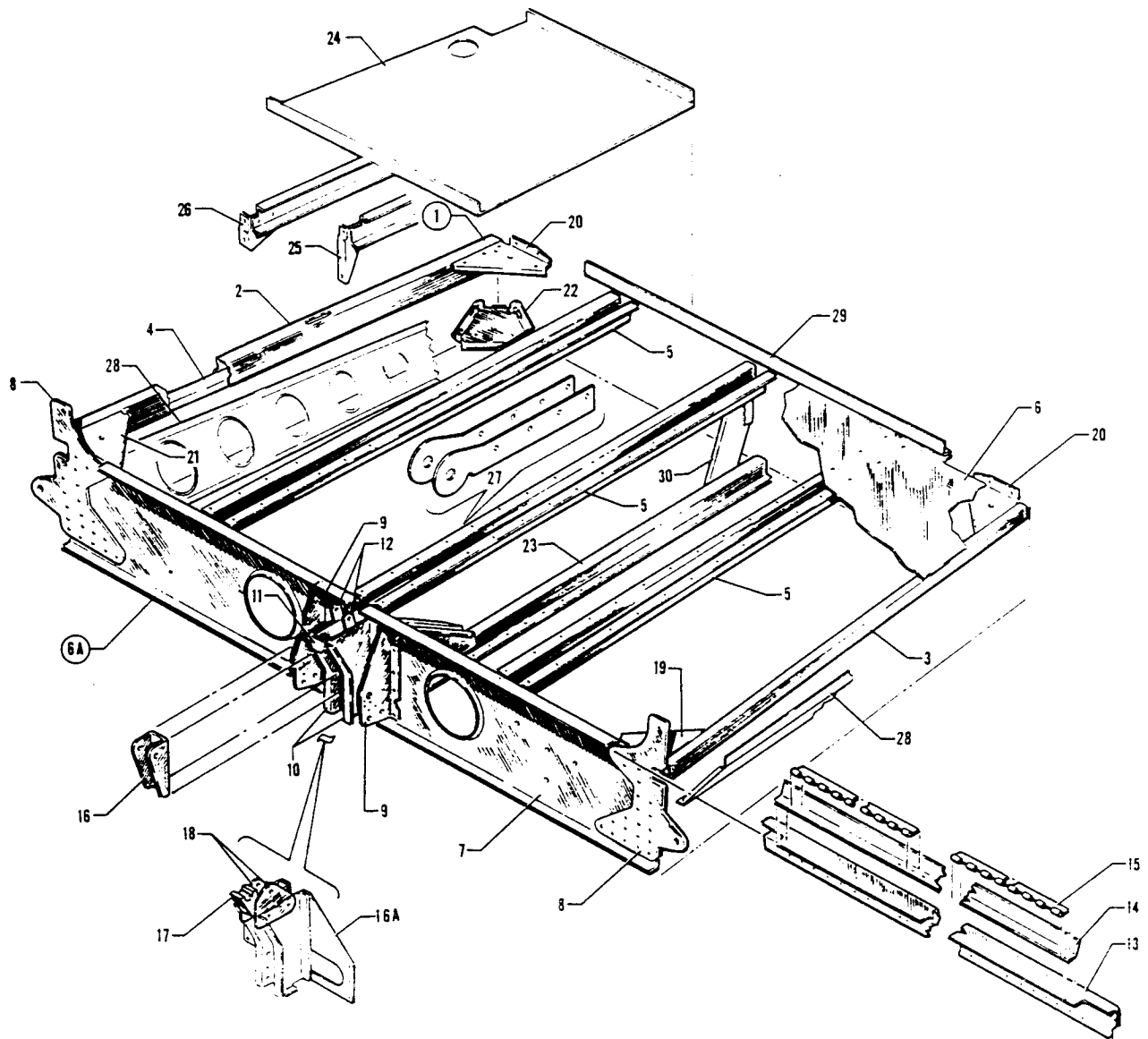


Figure 14. Lower Aft Cockpit Assembly

## PIPER PARTS CATALOG

Figure and Index Number	Part Number	Code	NOMENCLATURE	No. Req.	SERIAL NUMBERS AFFECTED
14-1	62660-00	J	LOWER COCKPIT ASSEMBLY - Aft	1	
	62660-15	K	LOWER COCKPIT ASSEMBLY - Aft	1	28-7205001 to 28-7205328 incl.
	62660-12	B	LOWER COCKPIT ASSEMBLY - Aft	1	28-10003 to 28-7110042 incl.
	62660-16	L	LOWER COCKPIT ASSEMBLY - Aft	1	
	62277-00	C	LOWER COCKPIT ASSEMBLY - Aft	1	28-20002 to 28-24999 inclusive
	62277-02	C	LOWER COCKPIT ASSEMBLY - Aft,	1	28-25000 to 28-7125651 incl.
	62277-03	C	LOWER COCKPIT ASSEMBLY - Aft	1	28-7225001 to 28-7625030 incl.
	79549-907	C	LOWER COCKPIT ASSEMBLY - Aft	1	28-7625031 and up
	76470-907	H	LOWER COCKPIT ASSEMBLY - Aft	1	
-2	62535-00	A,B,E	CHANNEL - Baggage compartment, right	1	
	66796-00	A,B,F	CHANNEL - Baggage compartment, right	1	
	62660-08	C	CHANNEL ASSEMBLY - Right	1	
-3	62660-07	G	STRINGER ASSEMBLY - Left	1	
	62537-00	D	STRINGER ASSEMBLY - Left	1	
-4	62660-08	A,B	CHANNEL ASSEMBLY - Right	1	
	62534-00	D	CHANNEL- Right	1	
5	62531-00	A,B	HAT - Baggage floor	3	
-6	62530-00	A,B,E	FLOOR - Baggage compartment	1	
	66795-00	A,B,F,M	FLOOR ASSEMBLY - Baggage compartment	1	
	66795-02	A,B,F,M	FLOOR - Baggage compartment	1	
			<p>A - Used on PA-28-150, PA-28-160, PA-28-180, PA-28R-180 and PA-28R-200 airplanes only.</p> <p>B - Used on PA-28-235 airplanes only,</p> <p>C - Used on PA-28-140 airplanes only.</p> <p>D - Used on PA-28-140 with serial numbers 28-7625031 and up, PA-28-235 with serial numbers 28-7610021 and up, and PA-28R-200 with serial numbers 28R-7635018 and up,</p> <p>E - Used if baggage door does not have push button latch.</p> <p>F - Used if baggage door has push button latch.</p> <p>G - Used on PA-28-140, PA-28-150, PA-28-160, PA-28-180, PA-28-235, PA-28R-180 and PA-28R-200 airplanes only.</p> <p>H - Used on PA-28-235 with serial numbers 28-7610021 and up, and PA-28R-200 with serial numbers 28R-7635018 and up.</p> <p>J - Used on PA-28-150, PA-28-160 and PA-28-180 with serial numbers 28-1 to 28-7105244 inclusive, PA-28R-180 with serial numbers 28R-30005 to 28R-7130019 inclusive, and PA-28R-200 with serial numbers 28R-30482, 28R-35001 to 28R-7135238 inclusive.</p> <p>K - Used on PA-28-180 airplanes only.</p> <p>L - Used on PA-28-180 with serial numbers 28-7305001 to 28-7505261 inclusive, PA-28-235 with serial numbers 28-7210001 to 28-7610020 inclusive, and PA-28R-200 with serial numbers 28R-7235001 to 28R-7635017 inclusive.</p> <p>M - See latest revision of Piper Service Bulletin 977.</p>		

When ordering, always specify Part Number, Description, and Serial Number of Aircraft

## PIPER PARTS CATALOG

Figure and Index Number	Part Number	Code	NOMENCLATURE	No. Req.	SERIAL NUMBERS AFFECTED
14-6a	62695-03	B	* FRAME ASSEMBLY - Lower, Sta. 128-737	1	
	62695-04	A	* FRAME ASSEMBLY - lower, Sta. 128.737	1	
	62263-00	C	* FRAME ASSEMBLY - lower, Sta. 128.737	1	28-20002 to 28-24999 inclusive
	62263-02	C	* FRAME ASSEMBLY - lower, Sta. 128.737	1	28-25000 to 28-7125651 incl..
	62263-03	C	* FRAME ASSEMBLY - lower, Sta. 128.737	1	28-7225001 and up
-7	62411-00	B,G	** CHANNEL - lower cockpit	1	
	62411-02	A,F	** CHANNEL - lower cockpit	1	
-8	62448-02		** FITTING - lower cockpit, left	1	
	62448-03		** FITTING - lower cockpit, right	1	
-9	62563-00	C	** BRACKET - lower cockpit, left	1	
	62563-02	H	** BRACKET - lower cockpit, left	1	
	62563-01		** BRACKET - lower cockpit, right	1	
-10	62567-00	B,G	** BRACKET - Rear seat belt support, left	1	
	99700-00	A	** BRACKET - Rear seat belt support, left	1	
	99700-02	F	** BRACKET - Rear seat belt support, left	1	
	62567-01	B,G	** BRACKET - Rear seat belt support, right	1	
	99700-01	A	** BRACKET - Rear seat belt support, right	1	
	99700-03	F	** BRACKET - Rear seat belt support, right	1	
-11	62570-00	B	** BAR - Support	1	
-12	65054-00	E	** LINK - Seat support, center	2	
-13	62258-00	C	** STIFFENER - lower cockpit frame	1	28-20002 to 28-7125651 incl..
	62258-02	C	** STIFFENER - lower cockpit frame	1	28-7225001 and up
-14	62261-00	C	** ANGLE - lower cockpit frame	1	
-15	62262-00	C	** HINGE HALF - Baggage floor	2	
-16	65511-00	C,D	** CHANNEL ASSEMBLY - Seat belt tie down	1	28-20910 and up
-16a	99701-00	A	** DOUBLER - Seat belt attachment	1	
-17	62568-00		* BLOCK - Seat support, center	1	28-1 to 28-1410 inclusive
-18	62569-00		* PLATE - Seat support block, center	2	28-1 to 28-1410 inclusive
			A - Used on PA-28-180 with serial numbers 28-7205001 to 28-7505261 inclusive, PA-28-235 with serial numbers 28-7210001 and up, and PA-28R-200 with serial numbers 28R-7235001 and up,		
			B - Used on PA-28-150, PA-28-160 and PA-28-180 with serial numbers 28-1 to 28-7105244 inclusive, PA-28-235 with serial numbers 28-10003 to 28-7110042 inclusive, PA-28R-180 with serial numbers 28R-30005 to 28R-7130019 inclusive, and PA-28R-200 with serial numbers 28R-30482, 28R-35001 to 28R-7135238 inclusive.		
			C - Used on PA-28-140 airplanes only.		
			D - Used on PA-28-140 with serial numbers 28-20002 to 28-20909 inclusive if Kit 756 962 has been installed.		
			E - Used on PA-28-150, PA-28-160 and PA-28-180 with serial numbers 28-1411 to 28-7105244 inclusive. PA-28-235 with serial numbers 28-10003 to 28-7110042 inclusive, PA-28R-180 with serial numbers 28R-30005 to 28R-7130019 inclusive, and PA-28R-200 with serial numbers 28R-30482, 28R-35001 to 28R-7135238 inclusive,		
			F - Used on PA-28-140 with serial numbers 28-7225001 and up.		
			G - Used on PA-28-140 with serial numbers 28-20002 to 28-7125651 inclusive.		
			H - Used on PA-28-150, PA-28-160, PA-28-180, PA-28-235, PA-28R-180 and PA-28R-200 airplanes only.		

When ordering, always specify Part Number, Description, and Serial Number of Aircraft

## PIPER PARTS CATALOG

Figure and Index Number	Part Number	Code	NOMENCLATURE	No. Req.	SERIAL NUMBERS AFFECTED
14-19	62529-00	H,J	BRACKET - Baggage compartment	1	
-20	62618-00	H,J	BRACKET - Baggage compartment, left	1	
	62618-01	H,J	BRACKET - Baggage compartment, right	1	
-21	62619-00	H,J	BRACKET - Baggage compartment, right	1	
-22	65382-00	A,C	DOUBLER ASSEMBLY - Step	1	
	65383-00	B	DOUBLER ASSEMBLY - Step	1	
-23	65506-00	C,D	SUPPORT ASSEMBLY - Seat belt tie down	1	28-20910 to 28-7125651 incl.
	65506-02	C	SUPPORT ASSEMBLY - Seat belt tie down	1	28-7225001 and up
-24	66730-00	C	SHELF ASSEMBLY - Electronics	1	28-25000 and up
-25	66728-00	C	ANGLE - Electronics shelf	1	28-25000 and up
-26	66729-00	C	ANGLE - Electronics shelf	1	28-25000 and up
-27	99699-00	E	CHANNEL - Seat belt attachment	1	
-28	65128-00	B	DOUBLER - Baggage compartment, left	1	
	65128-01	B	DOUBLER - Baggage compartment, right	1	
-29	62859-00	G	ANGLE - Lower cockpit	1	
-30	79119-00	C,F	BRACKET ASSEMBLY - Sta. 156	1	28-7325001 and up
<p>A - Used on PA-28R-180 with serial numbers 28R-30005 to 28R-7130019 inclusive, PA-28R-200 with serial numbers 28R-30482, 28R-35001 to 28R-7135238 inclusive, PA-28-150, PA-28-160 and PA-28-180 with serial numbers 28-1 to 28-7205328 inclusive.</p> <p>B - Used on PA-28-235 with serial numbers 28-10003 and up, PA-28-180 with serial numbers 28-7305001 to 28-7505261 inclusive, and PA-28R-200 with serial numbers 28R-7235001 and up.</p> <p>C - Used on PA-28-140 airplanes only.</p> <p>D - Used on PA-28-140 with serial numbers 28-20002 to 28-20909 inclusive if Kit 756 962 has been installed.</p> <p>E - Used on PA-28-180 with serial numbers 28-7205001 to 28-7505261 inclusive, PA-28-235 with serial numbers 28-7210001 and up, and PA-28R-200 with serial numbers 28R-7235001 and up.</p> <p>F - Used if electric trim is installed.</p> <p>G - Used on PA-28-150, PA-28-160 and PA-28-180 with serial numbers 28-1 to 28-5600 inclusive, PA-28-235 with serial numbers 28-10003 to 28-10719 inclusive, PA-28R-180 and PA-28R-200.</p> <p>H - Used on PA-28-150, PA-28-160, PA-28-180, PA-28R-180 and PA-28R-200 airplanes only.</p> <p>J - Used on PA-28 -235 airplanes only.</p>					

When ordering, always specify Part Number, Description, and Serial Number of Aircraft

# PIPER PARTS CATALOG

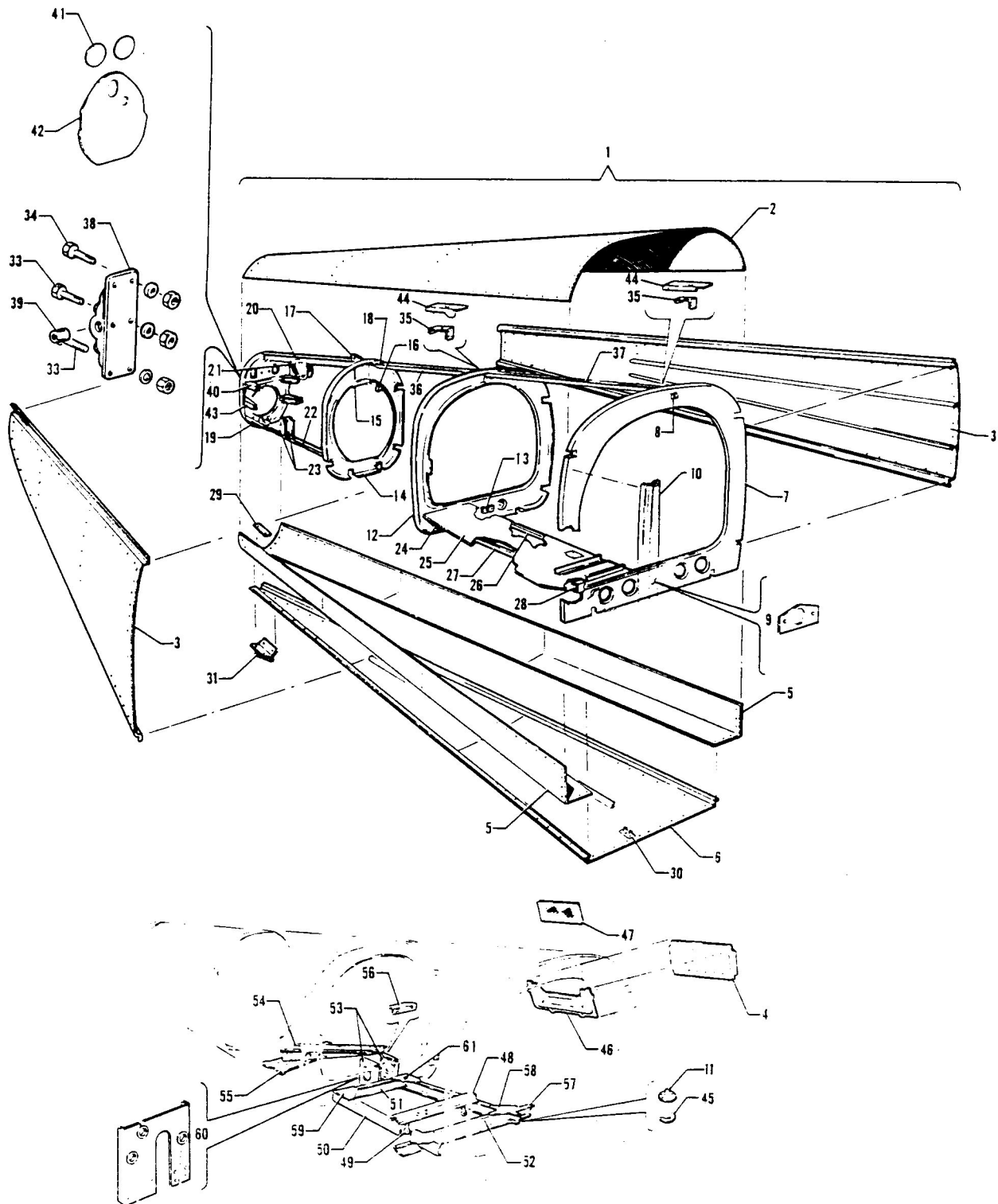


Figure 15. Fuselage Aft Section

## PIPER PARTS CATALOG

Figure and Index Number	Part Number	Code	NOMENCLATURE	No. Req.	SERIAL NUMBERS AFFECTED
15-	99466		DRAWING - Fuselage assembly, Aft Section		
-1	99466-00	A	FUSELAGE ASSEMBLY - Aft section	1	28-1 to 28-4377 inclusive
	99466-02	B	FUSELAGE ASSEMBLY - Aft section	1	28-10003 to 28-10719 inclusive
	99466-03	B	FUSELAGE ASSEMBLY - Aft section	1	28-10720 to 28-11039 inclusive
	99466-04	C	FUSELAGE ASSEMBLY - Aft section	1	28-20002 to 28-7325684 incl..
	99466-12	C,F	FUSELAGE ASSEMBLY - Aft section	1	28-25001, 28-7125472 to 28-7325684 inclusive
	99466-09	C	FUSELAGE ASSEMBLY - Aft section	1	28-7425001 and up
	99466-13	C,F	FUSELAGE ASSEMBLY - Aft section	1	28-7425001 and up
	99466-05	E	FUSELAGE ASSEMBLY - Aft section	1	
	99466-14	F,L	FUSELAGE ASSEMBLY - Aft section	1	28-5653, 28-7205092 to 28-7305611 inclusive
	99466-16	D,F	FUSELAGE ASSEMBLY - Aft section	1	28R-7235001 to 28R-7335455 incl.
	99466-10	K	FUSELAGE ASSEMBLY - Aft section	1	
	99466-15	F,L	FUSELAGE ASSEMBLY - Aft section	1	28-7405001 and up
	99466-17	D,F	FUSELAGE ASSEMBLY - Aft section	1	28R-7435001 and up
-2	99468-00	G	SKIN - Upper		1
	99468-03	H,K	SKIN - Upper		1
-3	99470-00		SKIN ASSEMBLY - Side, left	1	
	99470-01		SKIN ASSEMBLY - Side, right	1	
	99549-08	F,J	SKIN ASSEMBLY - Side, left	1	
	99549-07	F,J	SKIN ASSEMBLY - Side, right	1	
			A - Used on PA-28-150, PA-28-160 and PA-28-180 airplanes only.		
			B - Used on PA-28-235 airplanes only.		
			C - Used on PA-28-140 airplanes only.		
			D - Used on PA-28R-200 airplanes only.		
			E - Used on PA-28-180 with serial numbers 28-4378 to 28-7305611 inclusive, PA-28-235 with serial numbers 28-11040 to 28-7310187 inclusive, PA-28R-180 with serial numbers 28R-30005 to 28R-7130019 inclusive, and PA-28R-200 with serial numbers 28R-30482, 28R-35001 to 28R-7335455 inclusive.		
			F - Used if air conditioning is installed.		
			G - Used on PA-28-140 with serial numbers 28-20002 to 28-7325684 inclusive, PA-28-150, PA-28-160 and PA-28-180 with serial numbers 28-1 to 28-7305611 inclusive, PA-28-235 with serial numbers 28-10003 to 28-7310187 inclusive, PA-28R-180 with serial numbers 28R-30005 to 28R-7130019 inclusive, and PA-28R-200 with serial numbers 28R-30482, 28R-35001 to 28R-7335455 inclusive.		
			H - Used on PA-28-140 with serial numbers 28-7425001 and up.		
			J - Used on PA-28-140 with serial numbers 28-25001, 28-7125472 and up, PA-28-180 with serial numbers 28-5653, 28-7225092 to 28-7505261 inclusive, and PA-28R-200 with serial numbers 28R-7235001 and up.		
			K - Used on PA-28-180 with serial numbers 28-740500 1 to 28-7505261 inclusive, PA-28-235 with serial numbers 28-7410001 and up, and PA-28R-200 with serial numbers 28R-7435001 and up.		
			L - Used on PA-28-180 airplanes only.		

When ordering, always specify Part Number, Description, and Serial Number of Aircraft



## PIPER PARTS CATALOG

Figure and Index Number	Part Number	Code	NOMENCLATURE	No. Req.	SERIAL NUMBERS AFFECTED
15-4	99559-00	A,J	LOUVER - Air conditioning exhaust, left	1	
	99559-01	A,J	LOUVER - Air conditioning exhaust, right	1	
-5	99471-00	E	SKIN - lower side, left	1	
	99471-02	G,H,L	SKIN - lower side, left	1	
	99471-01	E	SKIN - lower side, right	1	
	99471-03	G,H,L	SKIN - lower side, right	1	
-6	99469-04		SKIN ASSEMBLY - lower center	1	
	99549-09	A,B	SKIN ASSEMBLY - lower center	1	
-7	62442-00	C	BULKHEAD ASSEMBLY - Fuselage, Sta. 156.00	1	
	65640-00	D	BULKHEAD ASSEMBLY - Fuselage, Sta. 156.00	1	
	62442-04	E	BULKHEAD ASSEMBLY - Fuselage, Sta. 156.00	1	
-8	62658-00	K	FAIRLEAD	1	
9	62665-02		FAIRLEAD	4	
-10	62630-00		CHANNEL - Baggage door, right	1	
-11	99609-00	F	VENT ASSEMBLY - Evaporator	1	
-12	62443-00		BULKHEAD ASSEMBLY - Fuselage, Sta. 191.00	1	
-13	62662-00		FAIRLEAD	1	
<p>A - Used if air conditioning is installed.</p> <p>B - Used on PA-28-140 with serial numbers 28-7125472 and up, PA-28-180 with serial numbers 28-7205092 to 28-7505261 inclusive, and PA-28R-200 with serial numbers 28R-7235001 and up.</p> <p>C - Used on PA-28-150, PA-28-160 and PA-28-180 with serial numbers 28-1 to 28-4377 inclusive, and PA-28-235 with serial numbers 28-10003 to 28-10719 inclusive.</p> <p>D - Used on PA-28-235 with serial numbers 28-10720 and up, PA-28-180 with serial numbers 28-4378 to 28-7505261 inclusive, PA-28R-180 and PA-28R-200 airplanes.</p> <p>E - Used on PA-28-140 airplanes only.</p> <p>F - Used on PA-28-140 with serial numbers 28-25001, 28-7125472 and up, PA-28-180 with serial numbers 28-5653, 28-7205092 to 28-7505261 inclusive, and PA-28R-200 with serial numbers 28R-7235001 and up if air conditioning is installed.</p> <p>G - Used on PA-28R-180 and PA-28R-200 airplanes only.</p> <p>H - Used on PA-28-235 airplanes only.</p> <p>J - Used on PA-28-140 with serial numbers 28-25001, 28-7125472 and up, PA-28-180 with serial numbers 28-5653, 28-7225092 to 28-7505261 inclusive, and PA-28R-200 with serial numbers 28R-7235001 and up.</p> <p>K - Used on PA-28-150, PA-28-160 and PA-28-180 with serial numbers 28-1 to 28-4377 inclusive, PA-28-140 with serial numbers 28-20002 to 28-7225612 inclusive, and PA-28-235 with serial numbers 28-10003 to 28-10719 inclusive.</p> <p>L - Used on PA-28-150, PA-28-160 and PA-28-180 airplanes only.</p>					

When ordering, always specify Part Number, Description, and Serial Number of Aircraft

## PIPER PARTS CATALOG

Figure and Index Number	Part Number	Code	NOMENCLATURE	No. Req.	SERIAL NUMBERS AFFECTED
15-14	62444-03	E,G	BULKHEAD ASSEMBLY - Fuselage, Sta. 228.30	1	
	62444-05	F,H	BULKHEAD ASSEMBLY - Fuselage, Sta. 228.30	1	
-15	62753-00		BRACKET - Stabilator trim	1	
-16	62817-00	E,G	BRACKET - Stabilator trim indicator pulley	1	
-17	62453-00		FITTING - Frame, Sta. 228.30	1	
-18	66955-00	E,G	DOUBLER - Frame, top, Sta. 228.30	1	
	79272-00	F,H	DOUBLER - Frame, top, Sta. 228.30	1	
-19	62445-00		BULKHEAD ASSEMBLY - fuselage, Sta. 255,125	1	
-20	62451-00		STRINGER ASSEMBLY - Hat section	1	
-21	62452-00		BRACKET - Stabilator pulley, left	1	
	62452-01		BRACKET - Stabilator pulley, right	1	
-22	62455-00		STRINGER ASSEMBLY - Hat section	1	
-23	62457-00		BRACKET - Stabilator pulley, left	1	
	62457-01		BRACKET - Stabilator pulley, right	1	
-24	62696-03	C	SHELF ASSEMBLY - Battery	1	
	65558-00	B	SHELF ASSEMBLY - Battery	1	28-10720 to 28-11039 inclusive
	67367-00	D	SHELF ASSEMBLY - Battery	1	
-25	62702-00	C	WEB - Battery shelf	1	
	65557-00	B	WEB - Battery shelf	1	28-10720 to 28-11039 inclusive
	79453-00	D	WEB - Battery shelf	1	
-26	62463-00	A	CHANNEL - Battery shelf, inboard	1	
-27	62464-00	A	CHANNEL - Battery shelf, outboard	1	
-28	62465-00	A	CHANNEL - Battery shelf, front	2	
-29	62471-00		SPACER - tail skid	2	
-30	63947-00	A	VENT ASSEMBLY - Battery	1	
-31	66769-00		SKID ASSEMBLY - tail	1	
			<p>A - Used on PA-28-150, PA-28-160, PA-28-180, PA-28-235, PA-28R-180 and PA-28R-200 airplanes only.</p> <p>B - Used on PA-28-235 airplanes only.</p> <p>C - Used on PA-28-150, PA-28-160 and PA-28-180 with serial numbers 28-1 to 28-4377 inclusive, and PA-28-235 with serial numbers 28-10003 to 28-10719 inclusive.</p> <p>D - Used on PA-28-180 with serial numbers 28-4378 to 28-7505261 inclusive, PA-28-235 with serial numbers 28-11040 and up, PA-28R-180 and PA-28R-200 airplanes.</p> <p>E - Used on PA-28-150, PA-28-160 and PA-28-180 with serial numbers 28-1 to 28-7305611 inclusive, PA-28-235 with serial numbers 28-10003 to 28-7310187 inclusive, PA-28R-180 with serial numbers 28R-30005 to 28R-7130019 inclusive, and PA-28R-200 with serial numbers 28R-30482, 28R-35001 to 28R-7335455 inclusive.</p> <p>F - Used on PA-28-180 with serial numbers 28-7405001 to 28-7505261 inclusive, PA-28-235 with serial numbers 28-7410001 and up, and PA-28R-200 with serial numbers 28R-7435001 and up.</p> <p>G - Used on PA-28-140 with serial numbers 28-20002 to 28-7325684 inclusive.</p> <p>H - Used on PA-28-140 with serial numbers 28-7425001 and up.</p>		

When ordering, always specify Part Number, Description, and Serial Number of Aircraft

## PIPER PARTS CATALOG

Figure and Index Number	Part Number	Code	NOMENCLATURE	No. Req.	SERIAL NUMBERS AFFECTED
15-32	----		DELETED		
-33	402 897		BOLT - (NAS464P3A4)	8	
	690 612	W	WASHER - (NAS1149F0363P)	12	
	690 609	W	WASHER - (NAS1149F0332P)	8	
	404 556	W	NUT - (MS21045-L3)	8	
-34	402 890		BOLT - (NAS464P3A5)	4	
	690 612	W	WASHER - (NAS1149F0363P)	4	
	690 609	W	WASHER - (NAS1149F0332P)	4	
	484 556	W	NUT - (MS21045-L3)	4	
-35	65343-00		CUP - Antenna mount	2	
-36	66974-00	E	STRINGER - Top, Sta, 191 to Sta, 228,30	1	
	79267-00	D	STRINGER - Top, Sta, 191 to Sta.- 228-30	1	
-37	65114-00	C	STRINGER - Top, Sta, 156 to Sta, 191	1	
-38	62645-00	G	FITTING ASSEMBLY - Stabilator attachment	2	
	62645-04	F	FITTING ASSEMBLY - Stabilator attachment	2	
-39	452 394		BEARING - (DW4K2)	2	
-40	62413-00		FITTING ASSEMBLY - Upper, left	1	
	62413-01		FITTING ASSEMBLY - Upper, right	1	
-41	63078-08	A	DISC - Closeout	2	
42	65494-00	A	PLATE ASSEMBLY - Aft fuselage closeout	1	
-43	62414-00		FITTING ASSEMBLY - lower, left	1	
	62414-01		FITTING ASSEMBLY - lower, right	1	
-44	99813-02		DOUBLER - Antenna mount, Forward	1	
	99805-03		DOUBLER - Antenna mount, aft	1	
			A - Used on PA-28-235 with serial numbers 28-10720 and up, PA-28-140, PA-28-150, PA-28-160, PA-28-180, PA-28R-180 and PA-28R-200 airplanes only.		
			B - Used on PA-28-150, PA-28-160, PA-28-180, PA-28-235, PA-28R-180 and PA-28R-200 airplanes only.		
			C - Used on PA-28-140 with serial numbers 28-7425001 and up, PA-28-150, PA-28-160, PA-28-180, PA-28-235, PA-28R-180 and PA-28R-200 airplanes only.		
			D - Used on PA-28-140 with serial numbers 28-7425001 and up, PA-28-180 with serial numbers 28-7405001 to 28-7505261 inclusive, PA-28-235 with serial numbers 28-7410001 and up, and PA-28R-200 with serial numbers 28R-7435001 and up.		
			E - Used on PA-28-150, PA-28-160 and PA-28-180 with serial numbers 28-1 to 28-7305611 inclusive, PA-28-235 with serial numbers 28-10003 to 28-7310187 inclusive, PA-28R-180 with serial numbers 28R-30005 to 28R-7130019 inclusive, and PA-28R-200 with serial numbers 28R-30482, 28R-35001 to 28R-7335455 inclusive.		
			F - Used on PA-28-180 with serial numbers 28-4378 to 28-7505261 inclusive, PA-28-140, PA-28-235, PA-28R-180 and PA-28R-200 airplanes.		
			G - Used on PA-28-150, PA-28-160 and PA-28-180 with serial numbers 28-1 to 28-4377 inclusive.		
			W - These parts must be ordered from Service Spares Department, Piper Aircraft, Lock Haven, Penna.		

When ordering, always specify Part Number, Description, and Serial Number of Aircraft

## PIPER PARTS CATALOG

Figure and Index Number	Part Number	Code	NOMENCLATURE	No. Req.	SERIAL NUMBERS AFFECTED
15-45	22482-00	A,W	SCOOP - Evaporator vent	1	
-46	99615-00	A	COVER - Air conditioning exhaust louver, left	1	
	99615-01	A	COVER - Air conditioning exhaust louver, right	1	
-47	99631-00	A	FILTER - Air conditioning exhaust	2	
-48	99496-00	D	BRACKET ASSEMBLY - Condenser door actuation	1	
	99496-02	C	BRACKET ASSEMBLY - Condenser door actuation	1	
-49	99561-00	A	BEARING ASSEMBLY - Condenser door actuation	2	
-50	99272-00	A	CHANNEL - Condenser door frame	2	
-51	99273-00	A	STIFFENER - Condenser door frame	1	
-52	99278-03	A	ZEE ASSEMBLY - Condenser door frame	1	
-53	99552-02	A	BRACKET ASSEMBLY - Condenser door bellcrank, left	1	
	99552-00	A	BRACKET ASSEMBLY - Condenser door bellcrank, right	1	
-54	99558-00	A	BRACKET - Motor mount, condenser actuator	1	
-55	99545-00	A	BRACKET ASSEMBLY - Motor support	1	
-56	99555-00	A	BRACKET- Brace	1	
-57	99487-00	A	BRACE - Condenser frame, left	1	
	99487-01	A	BRACE - Condenser frame, right	1	
-58	99488-00	A	GUSSET - Condenser frame, forward	2	
-59	99280-00	A	GUSSET - Condenser frame, aft, left	1	
	99280-01	A	GUSSET - Condenser frame, aft, right	1	
-60	76497-02	A	PANEL ASSEMBLY - Fairlead	1	
-61	99498-00	B	MOUNT - Closed limit switch	1	
			<p>A - Used on PA-28-140 with serial numbers 28-25001, 28-7125472 and up, PA-28-180 with serial numbers 28-5653, 28-7205092 to 28-7505261 inclusive, and PA-28R-200 with serial numbers 28R-7235001 and up if air conditioning is installed.</p> <p>B - Used on PA-28-140 with serial numbers 28-25001, 28-7125472 to 28-7225185 inclusive, PA-28-180 with serial numbers 28-5653, 28-7205092 to 28-7205179 inclusive if air conditioning is installed.</p> <p>C - Used on PA-28R-200 with serial numbers 28R-7235001 and up if air conditioning is installed.</p> <p>D - Used on PA-28-140 with serial numbers 28-25001, 28-7125472 and up, and PA-28-180 with serial numbers 28-5653, 28-7205092 to 28-7505261 inclusive if air conditioning is installed.</p> <p>W- These parts must be ordered from Service Spares Department, Piper Aircraft, Lock Haven, Penna.</p>		

When ordering, always specify Part Number, Description, and Serial Number of Aircraft

**1E24**  
**INTENTIONALLY LEFT BLANK**

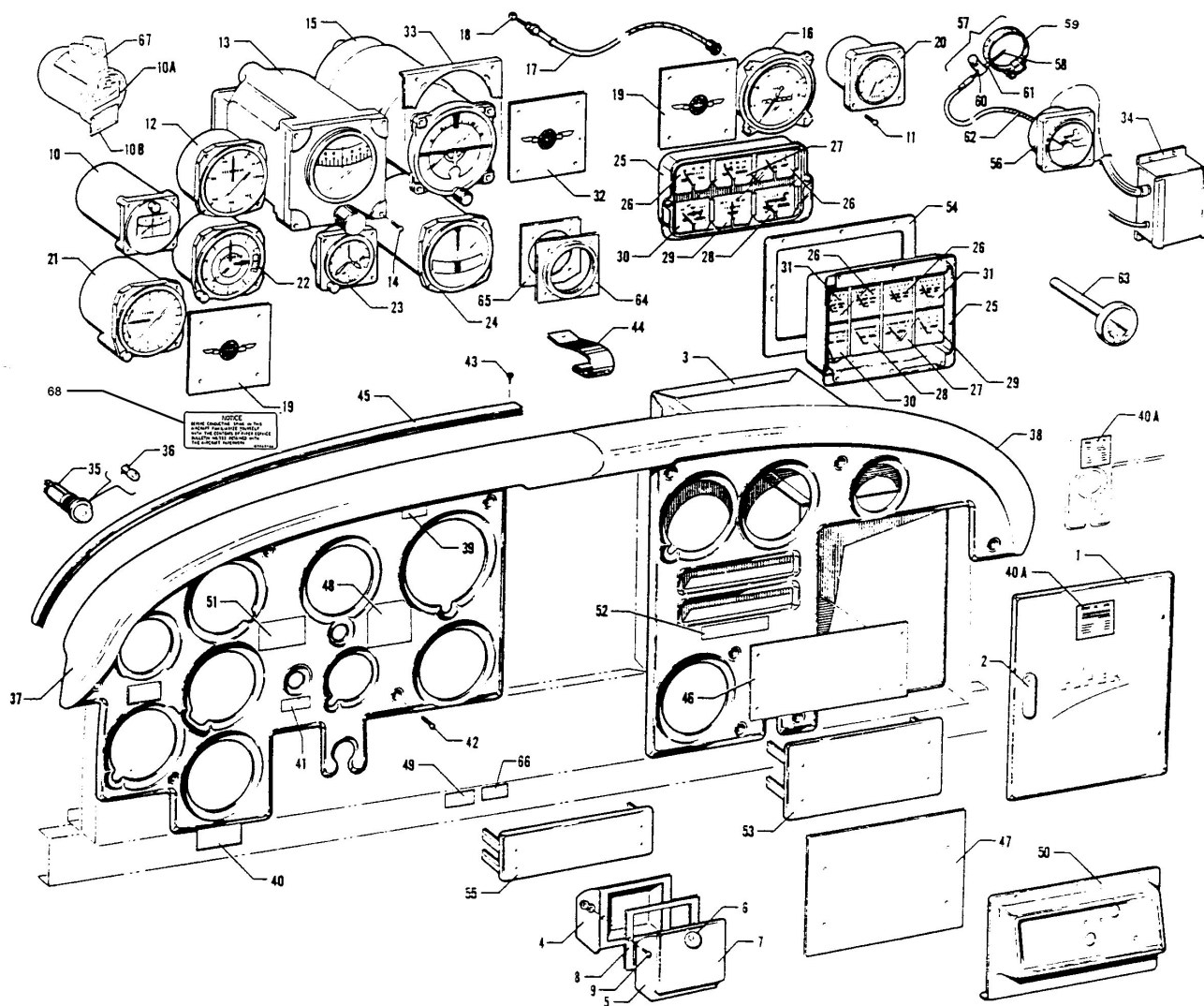


Figure 16. Instrument Panel Installation  
 (PA-28-150~160-180 - Serial Nos. 28-1 to 28-4377 inclusive)  
 (PA-28-235 - Serial Nos. 28-10003 to 28-11039 inclusive)  
 (PA-28-140 - Serial Nos. 28-20002 to 28-24999 inclusive)

PA-28-140  
 PA-28-150  
 PA-28-160  
 PA-28-180  
 PA-28-235

## PIPER PARTS CATALOG

Figure and Index Number	Part Number	Code	NOMENCLATURE	No. Req.	SERIAL NUMBERS AFFECTED
16-	63204	G	DRAWING - Instruments Installation		28-1 to 28-1230 inclusive
	62156	G	DRAWING - Instruments Installation		28-1231 to 28-1760 inclusive
	62935	G	DRAWING - Instruments Installation		28-1761 to 28-4377 inclusive
	62898	B	DRAWING - Instruments Installation		28-20002 to 28-24999 inclusive
	65176	C	DRAWING - Instruments Installation		28-10002 to 28-10165 inclusive
	65437	C	DRAWING - Instruments Installation		28-10166 to 28-10486 inclusive
	65446	C	DRAWING - Instruments Installation		28-10487 to 28-11039 inclusive
-1	20596-00	D,W	DOOR ASSEMBLY - Glove compartment	1	
	62378-00	E	DOOR ASSEMBLY - Glove compartment	1	
-2	571 069	E	KNOB - Glove compartment door	1	
-3	20589-00	D,W	COMPARTMENT ASSEMBLY - Glove	1	
	62358-00	E	COMPARTMENT ASSEMBLY - Glove	1	
-4	484 385	F,W	RETAINER - Ash box	1	
-5	453 141	F,W	BOX - Ash	1	
-6	18875-06	F,W	KNOB - Ash box	1	
-7	13950-00	F,W	PLATE - Ash box	1	
-8	18467-00	F,W	PLATE - Ash box retainer	1	
-9	415 145	E,W	SCREW - (AN526R-6-5)	14	
	690 640	E,W	WASHER - (j)	14	
	404 528	E,W	NUT - (MS21042-06)	14	
-10	450 765		INSTRUMENT - Compass	1	
-10a	67462-06	H	INSTRUMENT - Compass assembly	1	
-10b	79650-02		HOLDER - Compass card	1	
-11	415 151	W	SCREW - (AN526-632R12)	29	
<p>A - Used on PA-28-140 with serial numbers 28-20002 to 28-2499~9 inclusive, PA-28-150, PA-28-160 and PA-28-180 with serial numbers 28-1 to 28-4377 inclusive, and PA-28-235 with serial numbers 28-10003 to 28-11039 inclusive.</p> <p>B - Used on PA-28-140 airplanes only.</p> <p>C - Used on PA-28-235 airplanes only.</p> <p>D - Used on PA-28-140 with serial numbers 28-20002 to 28-24999 inclusive, PA-28-150, PA-28-160 and PA-28-180 with serial numbers 28-1 to 28-1760 inclusive, and PA-28-235 with serial numbers 28-10003 to 28-10486 inclusive.</p> <p>E - Used on PA-28-150, PA-28-160 and PA-28-180 with serial numbers 28-1761 to 28-4377 inclusive, and PA-28-235 with serial numbers 28-10487 to 28-11039.</p> <p>F - Used on PA-28-150, PA-28-160 and PA-28-180 with serial numbers 28-1 to 28-1760 inclusive, and PA-28-140 with serial numbers 28-200.02 to 28-24999.</p> <p>G - Used on PA-28-150, PA-28-160 and PA-28-180 only.</p> <p>H - Used on PA-28-140 with serial numbers 28-20002 to 28-24999 inclusive, PA-28-150, PA-28-160 and PA-28-180 with serial numbers 28-1 to 28-4377 inclusive, and PA-28-235 with serial numbers 28-10003 to 28-11039 inclusive if Magnetic Compass Relocation Kit 760 795v has been installed per- Service Letter 761.</p> <p>W - These parts must be ordered from Service Spares Department Piper Aircraft, Lock Haven, Penna.</p>					

When ordering, always specify Part Number, Description, and Serial Number of Aircraft

PA-28-140  
PA-28-150  
PA-28-160  
PA-28-180  
PA-28-235

## PIPER PARTS CATALOG

Figure and Index Number	Part Number	Code	NOMENCLATURE	No. Req.	SERIAL NUMBERS AFFECTED
16-12	450 762	L	INSTRUMENT- Airspeed (63205-00) M.P.H.	1	
	550 506	L	INSTRUMENT - Airspeed (99632-02) knots	1	
	450 793	H	INSTRUMENT - Airspeed (63205-02) M.P.H.	1	
	550 507	H	INSTRUMENT - Airspeed (9963243) knots	1	
	550 618	C	INSTRUMENT - Airspeed (63205-03) M.P.H.	1	
	450 799	D,L	INSTRUMENT - True airspeed, adjustable (62143-00) M.P.H.	1	
	550 518	DL	INSTRUMENT - True airspeed, adjustable (62143-12) knots	1	
	550 600	H,J	INSTRUMENT -True airspeed, adjustable (62143-02) M.P.H.	1	
	550 617	C,D	INSTRUMENT - True airspeed, adjustable (62143-03) M.P.H.	1	
-13	550 647	G,M,W	INSTRUMENT - Directional gyro (31699-00)	1	
	755 427	E,M,W	INSTRUMENT - Directional gyro (3 inch)	1	
-14	415 458	W	SCREW - (AN526R-8-24)	7	
-15	550 646	G,M ,W	INSTRUMENT - Gyro horizon (31698-00)	1	
	755 428	E,M,W	INSTRUMENT - Gyro horizon (3 inch)	1	
-16	599 282	F,W,N	INSTRUMENT - Tachometer (PS50048-15-1)	1	28-1 to 28-1230 inclusive
	62177-03	J,K,N	INSTRUMENT - Tachometer (550 630)	1	28-1231 to 28-4377 inclusive
	62177-02	B,N	INSTRUMENT - Tachometer (550 614)	1	28-20002 to 28-24999 inclusive
	450 728	C,W,N	INSTRUMENT -Tachometer (13621-06)	1	28-10003 to 28-11039 inclusive
-17	486 570	B,F	SHAFT -Tachometer (1536463) (32 1/2" L)	1	
	486 574	C	SHAFT -Tachometer (6409944) (26" L)	1	28-10003 to 28-10486 inclusive
	486 588	C	SHAFT -Tachometer (6451955) (28" L)	1	28-10487 to 28-10719 inclusive
	486 576	C,W	SHAFT -Tachometer (1568859) (30" L)	1	28-10720 to 28-11039 inclusive
-18	85012-14	W	WASHER - Tachometer shaft	1	
-19	11199-00	W	PLATE ASSEMBLY - Cover	2	
-20	450 648	F,W	GAUGE -Suction	1	28-1 to 28-1444 inclusive
	450 648	C,W	GAUGE -Suction	1	28-10003 to 28-10152 inclusive
	550 629	B,F	GAUGE - Suction	1	28-1445 and up
	550 629	C	GAUGE -Suction	1	28-10153 to 28-11039 inclusive
-21	67468-00		INSTRUMENT - Rate of climb	1	
-22	450 611	W	INSTRUMENT - Altimeter, standard (PAC 11343)	1	
	67467-00		INSTRUMENT - Altimeter, sensitive (scale in inches of mercury)	1	
-23	67467-02		INSTRUMENT - Altimeter, sensitive (scale in millibars)	1	
	550 597		INSTRUMENT - Clock (AN5743-L2)	1	
			<p>A - Used on PA-28-140 with serial numbers 28-20002 to 28-24999 inclusive, PA-28-150, PA-28-160 and PA-28-180 with serial numbers 28-1 to 28-4377 inclusive, and PA-28-235 with serial numbers 28-10003 to 28-11039 inclusive.</p> <p>B - Used on PA-28-140 airplanes only.</p> <p>C - Used on PA-28-235 airplanes only.</p> <p>D - Optional equipment.</p> <p>E - Used on PA-28-150, PA-28-160 and PA-28-180 with serial numbers 28-4085 to 28-4377 inclusive, PA-28-235 with serial numbers 28-10927 to 28-11039 inclusive, and PA-28-140 with serial numbers 28-23348 to 28-24999 inclusive.</p> <p>F - Used on PA-28-150, PA-28-160 and PA-28-180 only.</p> <p>G - No longer available.</p> <p>H - Used on PA-28-180 airplanes only.</p> <p>J - Used on PA-28-150, PA-28-160, with 0-360-A4A engine only.</p> <p>K - Used on PA-28-180 with 0-360-A3A engine only.</p> <p>L - Used on PA-28-140, PA-28-150 and PA-28-160 only.</p> <p>M - See Figure 87 if Auto Control I is installed, Figure 88 if AutoControl II is installed, or Figure 89 if AutoControl III is installed.</p> <p>N - Reference Service Letter 526 if aircraft is a PA-28 Cherokee model with Lycoming 0-360-A3A engine and Sensenich propeller model M76EMM-0, M76EMMS-0, 76EM8S5-0 or 76EM8-0.</p> <p>W - These parts must be ordered from Service Spares Department, Piper Aircraft, Lock Haven, Penna.</p>		

When ordering, always specify Part Number, Description, and Serial Number of Aircraft

PA-28-140  
PA-28-150  
PA-28-160  
PA-28-180  
PA-28-235



## PIPER PARTS CATALOG

Figure and Index Number	Part Number	Code	NOMENCLATURE	No. Req.	SERIAL NUMBERS AFFECTED
16-24	450 658	W	INSTRUMENT - Turn and bank (A-5) vacuum	1	
	550 483		INSTRUMENT - Turn and bank (1234T100-5) electric	1	
	548 190	J	INSTRUMENT - Turn coordinator (1394T100) electric	1	
-25	63922-00	E	CLUSTER ASSEMBLY- Instrument	1	28-1 to 28-507 inclusive
	63922-02	E	CLUSTER ASSEMBLY- Instrument	1	28-508 to 28-1760 inclusive
	63426-00	G	CLUSTER ASSEMBLY - Instrument	1	
	63426-02	E	CLUSTER ASSEMBLY - Instrument	1	28-3378 to 28-4377 inclusive
	63922-02	B	CLUSTER ASSEMBLY - Instrument	1	28-20002 to 28-20550 inclusive
	65201-00	C	CLUSTER ASSEMBLY- Instrument	1	28-10003 to 28-10719 inclusive
	68809-00	C	CLUSTER ASSEMBLY - Instrument	1	28-10720 to 28-11039 inclusive
-26	752 070	F	INSTRUMENT - Fuel gauge	2	
	752 081	D,F	INSTRUMENT - Fuel gauge	2	
	752 112	G	INSTRUMENT - Fuel gauge, left tank	1	
	752 113	G	INSTRUMENT - Fuel gauge, right tank	1	
	752 100	C	INSTRUMENT - Fuel gauge, left main	1	
	752 101	C	INSTRUMENT - Fuel gauge, right main	1	
-27	752 055	F,W	INSTRUMENT - Fuel pressure	1	
	752 076	D,F,W	INSTRUMENT - Fuel pressure	1	
	752 097	H	INSTRUMENT- Fuel pressure	1	
-28	752 057	F,W	INSTRUMENT - Oil temperature	1	
	752 078	D,F,W	INSTRUMENT - Oil temperature	1	
	752 096	H	INSTRUMENT - Oil temperature	1	
-29	752 058	F,W	INSTRUMENT - Ammeter (40 - 0 + 40)	1	
	752 079	D,F,W	INSTRUMENT - Ammeter (40 - 0 + 40)	1	
	752 084	D,F	INSTRUMENT - Ammeter (0 20 40)	1	
	752 099	G,K	INSTRUMENT - Ammeter (0 20 40)	1	
	79362-00	E	INSTRUMENT - Ammeter (0 30 60)	1	28-3378 to 28-4377 incl.
	752 099	C,K	INSTRUMENT - Ammeter (0 20 40)	1	28-10003 to 28-10719 inc.
	752 121	C,K	INSTRUMENT - Ammeter (0 30 60)	1	28-10720 to 28-11039 inclusive
			<p>A - Used on PA-28-140 with serial numbers 28-20002 to 28-24999 inclusive, PA-28-150, PA-28-160 and PA-28-180 with serial numbers 28-1 to 28 4377 inclusive, and PA-28-235 with serial numbers 28-10003 to 28-11039 inclusive.</p> <p>B - Used on PA-28-140 airplanes only.</p> <p>C - Used on PA-28-235 airplanes only.</p> <p>D - White lettering.</p> <p>E - Used on PA-28-150, PA-28-160 and PA-28-180 only.</p> <p>F - Used on PA-28-150, PA-28-160 and PA-28-180 with serial numbers 28-1 to 28-1760 inclusive. and PA-28-140 with serial numbers 28-20002 to 28-20550.</p> <p>G - Used on PA-28-150, PA-28-160 and PA-28-180 with serial numbers 28-1761 to 28-4377 inclusive, and PA-28-140 with serial numbers 28-20551 to 28-24999.</p> <p>H - Used on PA-28-150, PA-28-160 and PA-28-180 with serial numbers 28-1761 to 28 1377 inclusive. PA-28-235 with serial numbers 28-10003 to 28-11039 inclusive, and PA-28-140 with serial numbers 28-20551 to 28-24999 inclusive.</p> <p>J - Order this instrument as a replacement for Mitchell Turn and Bank 52D69 or P/N 41711-02 (Brittain P/N 1681A) which are no longer available. Cable assembly P/N 63759-02 must also be ordered when the Mitchell Turn and Bank 52D69 is being replaced</p> <p>K - Reference Service Bulletin 811A on Ammeter Replacement using Kit No. 765-186. Used on PA-28-150/160 aircraft with serial numbers 28-3378 thru 28-4377 inclusive, PA-28-180 with serial numbers 28-3378 thru 28-7505259 inclusive and 28-E13, and PA-28-235 with serial numbers 28-10720 thru 28-7710089 inclusive and 28-E11.</p> <p>W - These parts must be ordered from Service Parts Department, Piper Aircraft, Lock Haven, Penna.</p>		

When ordering, always specify Part Number, Description, and Serial Number of Aircraft

PA-28-140  
PA-28-150  
PA-28-160  
PA-28-180  
PA-28-235

## PIPER PARTS CATALOG

Figure and Index Number	Part Number	Code	NOMENCLATURE	No. Req.	SERIAL NUMBERS AFFECTED
16-30	752 071	F	INSTRUMENT - Oil pressure	1	
	752 082	F,H	INSTRUMENT - Oil pressure	1	
	752 114	J	INSTRUMENT - Oil pressure	1	
	752 098	C	INSTRUMENT - Oil pressure	1	
-31	79366-00	C	INSTRUMENT - Fuel gauge, left tip	1	
	752 102	C	INSTRUMENT - Fuel gauge, right tip	1	
-32	11199-00	D,W	PLATE ASSEMBLY - Cover	1	28-1 to 28-97 inclusive
	63157-00	D	PLATE ASSEMBLY - Cover	1	28-98 to 28-2011 inclusive
	63753-00	G	PLATE ASSEMBLY - Cover	1	28-2012 and up
	63755-00	E	PLATE ASSEMBLY - Cover	1	28-2012 and up
	63757-00	E	PLATE ASSEMBLY - Cover	1	28-2012 to 28-4377 inclusive
	63157-00	B	PLATE ASSEMBLY - Cover	1	28-20002 to 28-20S511 inclusive
	63751-00	B	PLATE ASSEMBLY - Cover	1	28-20512 to 28-24999 inclusive
	11199-08	C,W	PLATE ASSEMBLY - Cover	1	28-10003 to 28-10062 inclusive
	65421-00	C	PLATE ASSEMBLY - Cover	1	28-10063 to 28-10486 inclusive
	65448-00	C	PLATE ASSEMBLY - Cover	1	28-10487 to 28-11039 inclusive
-33	65890-00	B	PLATE - Adapter, 3 gyro horizon	1	28-23348 to 28-24999 inclusive
-34	751 291	W	AMPLIFIER ASSEMBLY - Mixture control gauge	1	
-35	472 712		LIGHT - Stall warning	1	
-36	751 453		BULB	1	
-37	63115-02	D	PANEL - Cover, left	1	28-1 to 28-1410 inclusive
	63115-09	D	PANEL - Cover, left	1	28-1411 to 28-1760 inclusive
	63115-09	B	PANEL - Cover, left	1	28-20002 to 28-23347 inclusive
	65891-02	B	PANEL - Cover, left (used with 3" gyros)	1	28-23348 to 28-24999 inclusive
	63115-09	C	PANEL - Cover, left	1	28-10003 to 28-10486 inclusive
	62356-02	D	PANEL - Cover, left	1	28-1761 to 28-3377 inclusive
	62356-02	C	PANEL - Cover, left	1	28-10487 to 28-1071g inclusive
	65550-02	D	PANEL - Cover, left	1	28-3378 to 28-1084 inclusive
	65550-02	C	PANEL - Cover, left	1	28-10720 to 28-10926 inclusive
	69059-02	D	PANEL - Cover, left (used with 3" gyros)	1	28-3266 to 28-4377 inclusive
	69059-02	C	PANEL - Cover, left (used with 3" gyros)	1	28-10720 to 28-11039 inclusive
<p>A - Used on PA-28-140 with serial number 28-20002 to 28- 24999 inclusive, PA-28-150, PA-28-160 and PA-28-180 with serial numbers 28-1 to 28-4377 inclusive, and PA-28-235 with serial numbers 28-10003 to 28-11039 inclusive.</p> <p>B - Used on PA-28-140 airplanes only.</p> <p>C - Used on PA-28-235 airplanes only.</p> <p>D - Used on PA-28-150, PA-28-160 and PA-28-180 only.</p> <p>E - Used on PA-28-160 airplanes only.</p> <p>F - Used on PA-28-150, PA-28-160 and PA-28-180 with serial numbers 28-1 to 28-1760 inclusive, and PA-28-140 with serial numbers 28-20002 to 28-20550.</p> <p>G - Used on PA-28-150 airplanes only.</p> <p>H - White lettering.</p> <p>J - Used on PA-28-150, PA-28-160 and PA-28-180 with serial numbers 28-1761 to 28-4377 inclusive, and PA-28-140 with serial numbers 28-20551 to 28-24999.</p> <p>W - These parts must be ordered from Service Spares Department, Piper Aircraft, Lock Haven, Penna.</p>					

When ordering, always specify Part Number, Description, and Serial Number of Aircraft

PA-28-140  
PA-28-150  
PA-28-160  
PA-28-180  
PA-28-235

## PIPER PARTS CATALOG

Figure and Index Number	Part Number	Code	NOMENCLATURE	No. Req.	SERIAL NUMBERS AFFECTED
16-38	63115-03	F	PANEL - Cover, right		
	62356-03	E	PANEL - Cover, right	1	28-1761 to 28-3377 inclusive
	65204-02	C	PANEL - Cover, right	1	28-10003 to 28-10486 inclusive
	62356-04	C	PANEL - Cover, right	1	28-10487 to 28-10719 inclusive
	65550-03	C	PANEL - Cover, right	1	28-10720 to 28-11039 inclusive
	65550-04	E	PANEL - Cover, right	1	28-3378 to 28-4377 inclusive
-39	66532-00	J	PLACARD - Operating limitations	1	
-40	63921-00	H	PLACARD - Operating limitations	1	
	62391-00	B,J	PLACARD - Operating limitations	1	
-40a	65779-00	J	PLACARD - Operating limitations	1	
	65779-00	B	PLACARD - Operating limitations	1	28-22575 to 28-24999 inclusive
-41	63918-00	F	PLACARD - Stall warning	1	
	63918-00	C	PLACARD - Stall warning	1	28-10003 to 28-10486 inclusive
	62897-00	D	PLACARD - Stall warning	1	
-42	415 150	W	SCREW -Cover panel attachment (AN526-632R10)	AR	
	690 618	W	WASHER - Cover panel attachment (NAS1149FN816P)	AR	
	406 846		RIVNUT - Cover panel attachment (A6K-3F-75)	AR	
-43	419 920	W	SCREW-(8x1/2,Type B )Sheetmetal, Tinnerman	2	
	406 382		NUT - (A1789-8-3) Tinnemman	2	
-44	63155-00	F	RETAINER - Instrument ,panel cover	1	
	63155-00	C	RETAINER - Instrument panel cover	1	28-10003 to 28-10486 inclusive
	62359-00	D	RETAINER - Instrument panel cover	1	
-45	63154-02	G	STIFFENER - Instrument panel cover, L.H.	1	
	63154-02	B	STIFFENER - Instrument panel cover, L.H.	1	
	62357-02	D	STIFFENER - Instrument panel cover, L.H.	1	
	63154-03	G	STIFFENER - Instrument panel cover, R.H.	1	
	63154-03	B	STIFFENER - Instrument panel cover, R.H.	1	
	62357-03	D	STIFFENER - Instrument panel cover, R.H .	1	
-46	63950-03	E	COVER - Radio opening, top	1	28-1 to 28-1760 inclusive
	63950-03	B	COVER - Radio opening, top	1	28-20281 to 28-24999 inclusive
	65205-02	C	COVER - Radio opening, top	1	28-10003 to 28-10486 inclusive
	62942-00	D	COVER - Radio opening, top	1	
-47	63950-04	G	COVER - Radio opening, bottom	1	
	63950-04	B	COVER - Radio opening, bottom	1	28-20281 to 28-24999 inclusive
	62944-00	D	COVER - Radio opening, bottom	1	
			<p>A - Used on PA-28-140 with serial numbers 28-20002 to 28-24999 inclusive, PA-28-150, PA-28-160 and PA-28-180 with serial number 28-1 to 28-4377 inclusive, and PA-28-235 with serial numbers 28-10003 to 28-11039 inclusive.</p> <p>B - Used on PA-28-140 airplanes only.</p> <p>C - Used on PA-28-235 airplanes only.</p> <p>D - Used on PA-28-150, PA-28-160 and PA-28-180 with serial numbers 28-1761 to 28-4377 inclusive, and PA-28-235 with trial numbers 28-10487 to 28-11039 inclusive.</p> <p>E - Used on PA-28-150, PA-28-160 and PA-28-180 only.</p> <p>F - Used on PA-28-150, PA-28-160 and PA-28-180 with serial number 28-1 to 28-1760 inclusive, and PA-28-140 with numbers 28-20002 to 28-24999 inclusive.</p> <p>G - Used on PA-28-150, PA-28-160 and PA-28-180 with serial number 28-1 to 28-1760 inclusive, and PA-28-235 with serial numbers 28-10003 to 28-10486.</p> <p>H - Used on PA-28-180 with serial numbers 28-671 to 28-4377 inclusive, PA-28-150 and PA-28-160 airplanes.</p> <p>J - Used on PA-28-180 with serial numbers 28-3793 to 28-3803, 28-3806, 28-3833 to 28-4377 inclusive.</p> <p>W - These parts must be ordered from Service Spares Department, Piper Aircraft, Lock Haven, Penna.</p>		

When ordering, always specify Part Number, Description, and Serial Number of Aircraft

PA-28-140  
PA-28-150  
PA-28-160  
PA-28-180  
PA-28-235

## PIPER PARTS CATALOG

Figure and Index Number	Part Number	Code	NOMENCLATURE	No. Req.	SERIAL NUMBERS AFFECTED
16-48	63278-00		PLACARD • Take-off and landing check list	1	28-1 to 28-1410 inclusive
	65312-00		PLACARD -Take-off check list	1	28-1411 and up
	69031-00		PLACARD - Take-off check list (used when 3" gyros are installed)	1	
-49	63189-00		PLACARD - Rough air or maneuvering	1	28-671 to 28-1410 inclusive
	65182-02	B,E	PLACARD - Rough air or maneuvering	1	28-1411 and up
	65182-00	F	PLACARD - Rough air or maneuvering	1	
-50	62147-02		PANEL - AutoFlite trim	1	28-1231 to 28-1410 inclusive
	62198-02		PANEL - AutoFlite trim	1	28-1411 and up
-51	69165-02	B,E	PLACARD - Landing check list	1	
	65313-00	F	PLACARD - Landing check list	1	28-10003 to 28-10719 inclusive
	69165-02	F	PLACARD - Landing check list	1	28-10720 to 28-11039 inclusive
-52	63408-00	B,E	PLACARD - Oil cooler winterization	1	
-53	62943 00	G	COVER - Radio opening, center	1	
-54	62407-00	E	ADAPTER ASSEMBLY - Instrument cluster	1	28-1761 to 28-4377 inclusive
-55	63766-00	E	COVER ASSEMBLY - Instrument panel	1	28-2423 to 28-4377 inclusive
	63766-00	F	COVER ASSEMBLY - Instrument panel	1	28-10661 to 28-11039 inclusive
-56	752 120	C,W	GAUGE ASSEMBLY - Mixture control indicator (Delta)	1	
	751 915	D,W	GAUGE ASSEMBLY - Mixture control indicator (Delta)	1	
-57	756 907	W	THERMOCOUPLE ASSEMBLY - (With mounting kit) (Delta)	1	
-58	756 307	W	THERMOCOUPLE - (Less mounting kit) (Delta)	1	
-59	753 948	W	CLAMP - Thermocouple probe attachment (Delta)	1	
-60	753 949	W	CLAMP ASSEMBLY - Probe attachment (Delta)	1	
-61	756 256	W	MOUNTING SLEEVE - Probe attachment (Delta)	1	
-62	753 212	W	WIRE ASSEMBLY - Mixture control gauge (Delta)	1	
-63	99479-02	W	GAUGE - Air temperature (NHM-70)	1	
-64	69080-00		COVER - Pictorial rate of turn	1	
-65	69169-00		PLATE - Pictorial rate of turn	1	
-66	76406-00	H	PLACARD -Throttle operation	1	
-67	79600-00	J	HOUSING ASSEMBLY - Compass	1	
			<p>A - Used on PA-28-140 with trial numbers 28-20002 to 28-24999 inclusive, PA-28-150, PA-28-160 and PA-28-180 with serial numbers 28-1 to 28-4377 inclusive, and PA-28-235 with serial numbers 28-10003 to 28-11039 inclusive.</p> <p>B - Used on PA-28-140 airplanes only.</p> <p>C - Used if Mixture Control Gauge Amplifier is not installed.</p> <p>D - Used if Mixture Control Gauge Amplifier is installed.</p> <p>E - Used on PA-28-150, PA-28-160 and PA-28-180 only.</p> <p>F - Used on PA-28-235 airplanes only.</p> <p>G - Used on PA-28-150, PA-28-160 and PA-28-180 with serial numbers 28-1761 to 28-4377 inclusive, and PA-28-235 with serial numbers 28-10487 to 28-11039 inclusive</p> <p>H - Used on PA-28-140, PA-28-150 and PA-28-160 only.</p> <p>J - Used on PA-28-140 with serial numbers 28-20002 to 28-24999 inclusive, PA-28-150, PA-28-160 and PA-28-180 with serial numbers 28-1 to 28-4377 inclusive, and PA-28-235 ,with serial numbers 28-10003 to 28-11039 inclusive, if Magnetic Compass Relocation Kit 760 795v has been installed per Service Letter 761.</p> <p>W - These parts must be ordered from Service Department, Piper Aircraft, Lock Haven, Penna.</p>		

When ordering, always specify Part Number, Description, and Serial Number of Aircraft

PA-28-140  
PA-28-150  
PA-28-160  
PA-28-180  
PA-28-235